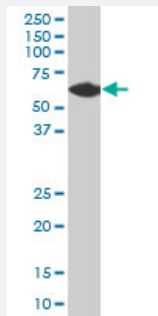


## USP14 polyclonal antibody (A01)

Catalog # H00009097-A01

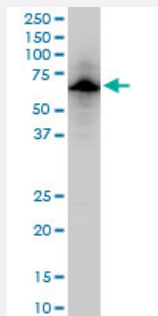
Size 50 uL

### Applications



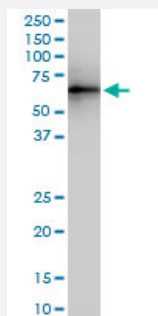
#### Western Blot (Cell lysate)

USP14 polyclonal antibody (A01), Lot # 060707JCS1 Western Blot analysis of USP14 expression in Jurkat ( Cat # L017V1 ).



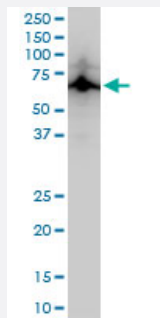
#### Western Blot (Cell lysate)

USP14 polyclonal antibody (A01), Lot # 060707JCS1. Western Blot analysis of USP14 expression in PC-12.



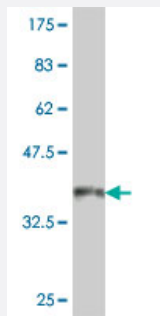
#### Western Blot (Cell lysate)

USP14 polyclonal antibody (A01), Lot # 060707JCS1. Western Blot analysis of USP14 expression in Raw 264.7.



### Western Blot (Cell lysate)

USP14 polyclonal antibody (A01), Lot # 060707JCS1. Western Blot analysis of USP14 expression in NIH/3T3.



Western Blot detection against Immunogen (37.11 KDa) .

## Specification

<b>Product Description</b>	Mouse polyclonal antibody raised against a partial recombinant USP14.
<b>Immunogen</b>	USP14 (NP_005142, 395 a.a. ~ 494 a.a) partial recombinant protein with GST tag.
<b>Sequence</b>	PQKEVKYEPFSFADDIGSNNGYYDLQAVLTHQGRSSSSGHVSWVKRKQDEWIKFDDDKVSM TPEDILRLSGGGDWHIAYVLLYGPRRVEIMEESEQ
<b>Host</b>	Mouse
<b>Reactivity</b>	Human, Mouse, Rat
<b>Interspecies Antigen Sequence</b>	Mouse (96); Rat (96)
<b>Quality Control Testing</b>	Antibody Reactive Against Recombinant Protein. Western Blot detection against Immunogen (37.11 KDa) .
<b>Storage Buffer</b>	50 % glycerol
<b>Storage Instruction</b>	Store at -20°C or lower. Aliquot to avoid repeated freezing and thawing.

## Applications

- Western Blot (Cell lysate)

USP14 polyclonal antibody (A01), Lot # 060707JCS1 Western Blot analysis of USP14 expression in Jurkat ( Cat # L017V1 ).

[Protocol Download](#)

- Western Blot (Cell lysate)

USP14 polyclonal antibody (A01), Lot # 060707JCS1. Western Blot analysis of USP14 expression in PC-12.

[Protocol Download](#)

- Western Blot (Cell lysate)

USP14 polyclonal antibody (A01), Lot # 060707JCS1. Western Blot analysis of USP14 expression in Raw 264.7.

[Protocol Download](#)

- Western Blot (Cell lysate)

USP14 polyclonal antibody (A01), Lot # 060707JCS1. Western Blot analysis of USP14 expression in NIH/3T3.

[Protocol Download](#)

- Western Blot (Recombinant protein)

[Protocol Download](#)

- ELISA

## Gene Info — USP14

Entrez GeneID	<a href="#">9097</a>
---------------	----------------------

GeneBank Accession#	<a href="#">NM_005151</a>
---------------------	---------------------------

Protein Accession#	<a href="#">NP_005142</a>
--------------------	---------------------------

Gene Name	USP14
-----------	-------

Gene Alias	TGT
------------	-----

Gene Description	ubiquitin specific peptidase 14 (tRNA-guanine transglycosylase)
------------------	---

Omim ID	<a href="#">607274</a>
---------	------------------------

Gene Ontology	<a href="#">Hyperlink</a>
---------------	---------------------------

**Gene Summary**

This gene encodes a member of the ubiquitin-specific processing (UBP) family of proteases that is a deubiquitinating enzyme (DUB) with His and Cys domains. This protein is located in the cytoplasm and cleaves the ubiquitin moiety from ubiquitin-fused precursors and ubiquitinated proteins. Mice with a mutation that results in reduced expression of the ortholog of this protein are retarded for growth, develop severe tremors by 2 to 3 weeks of age followed by hindlimb paralysis and death by 6 to 10 weeks of age. Alternate transcriptional splice variants, encoding different isoforms, have been characterized. [provided by RefSeq]

**Other Designations**

deubiquitinating enzyme 14|tRNA-guanine transglycosylase, 60-kD subunit|ubiquitin carboxyl-terminal hydrolase 14|ubiquitin specific protease 14|ubiquitin specific protease 14 (tRNA-guanine transglycosylase)|ubiquitin thiolesterase 14|ubiquitin-specific pr