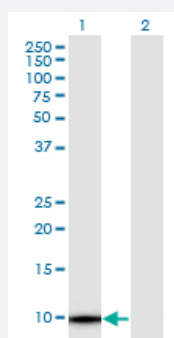


# TMSB4Y monoclonal antibody (M05), clone 6G4

Catalog # H00009087-M05

Size 100 ug

## Applications

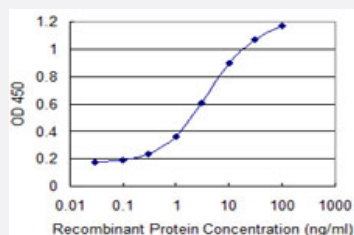


### Western Blot (Transfected lysate)

Western Blot analysis of TMSB4Y expression in transfected 293T cell line by TMSB4Y monoclonal antibody (M05), clone 6G4.

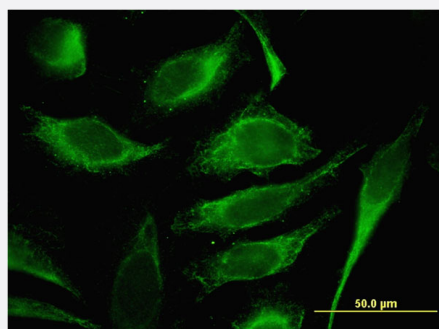
Lane 1: TMSB4Y transfected lysate (5 KDa).

Lane 2: Non-transfected lysate.



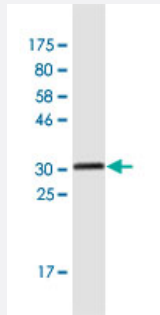
### Sandwich ELISA (Recombinant protein)

Detection limit for recombinant GST tagged TMSB4Y is 0.1 ng/ml as a capture antibody.



### Immunofluorescence

Immunofluorescence of monoclonal antibody to TMSB4Y on HeLa cell .  
[antibody concentration 10 ug/ml]



Western Blot detection against Immunogen (31.4 KDa) .

## Specification

<b>Product Description</b>	Mouse monoclonal antibody raised against a full-length recombinant TMSB4Y.
<b>Immunogen</b>	TMSB4Y (NP_004193.1, 1 a.a. ~ 44 a.a) full-length recombinant protein with GST tag. MW of the GST tag alone is 26 KDa.
<b>Sequence</b>	MSDKPGMAEIEKFDKSKLKKTTETQEKNPLSSKETIEQERQAGES
<b>Host</b>	Mouse
<b>Reactivity</b>	Human
<b>Isotype</b>	IgG2a Kappa
<b>Quality Control Testing</b>	Antibody Reactive Against Recombinant Protein. Western Blot detection against Immunogen (31.4 KDa) .
<b>Storage Buffer</b>	In 1x PBS, pH 7.4
<b>Storage Instruction</b>	Store at -20°C or lower. Aliquot to avoid repeated freezing and thawing.

## Applications

- Western Blot (Transfected lysate)

Western Blot analysis of TMSB4Y expression in transfected 293T cell line by TMSB4Y monoclonal antibody (M05), clone 6G4.

Lane 1: TMSB4Y transfected lysate(5 KDa).

Lane 2: Non-transfected lysate.

[Protocol Download](#)

- Western Blot (Recombinant protein)

[Protocol Download](#)

- Sandwich ELISA (Recombinant protein)

Detection limit for recombinant GST tagged TMSB4Y is 0.1 ng/ml as a capture antibody.

[Protocol Download](#)

- ELISA

- Immunofluorescence

Immunofluorescence of monoclonal antibody to TMSB4Y on HeLa cell . [antibody concentration 10 ug/ml]

## Gene Info — TMSB4Y

Entrez GeneID [9087](#)

GeneBank Accession# [NM\\_004202.2](#)

Protein Accession# [NP\\_004193.1](#)

Gene Name TMSB4Y

Gene Alias MGC26307, TB4Y

Gene Description thymosin beta 4, Y-linked

Omim ID [400017](#)

Gene Ontology [Hyperlink](#)

**Gene Summary** This gene lies within the male specific region of chromosome Y. Its homolog on chromosome X escapes X inactivation and encodes an actin sequestering protein. [provided by RefSeq]

**Other Designations** thymosin beta-4, Y isoform|thymosin, beta 4, Y chromosome

## Pathway

- [Regulation of actin cytoskeleton](#)