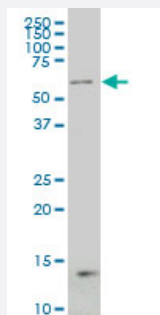


NCOA4 monoclonal antibody (M03), clone 1E5

Catalog # H00008031-M03

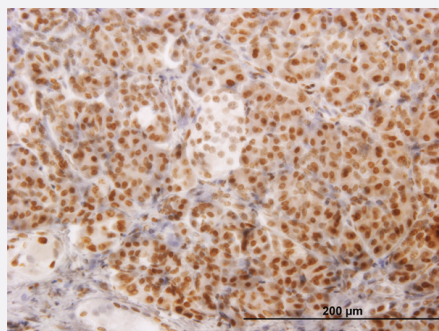
Size 100 ug

Applications



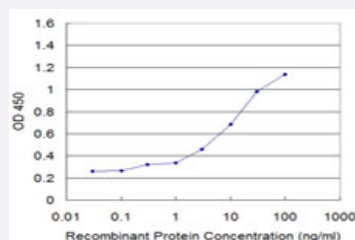
Western Blot (Cell lysate)

NCOA4 monoclonal antibody (M03), clone 1E5 Western Blot analysis of NCOA4 expression in HeLa S3 NE (Cat # L013V3).



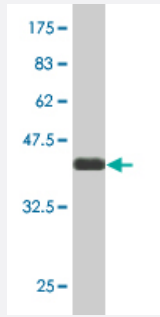
Immunohistochemistry (Formalin/PFA-fixed paraffin-embedded sections)

Immunoperoxidase of monoclonal antibody to NCOA4 on formalin-fixed paraffin-embedded human pancreas. [antibody concentration 3 ug/ml]



Sandwich ELISA (Recombinant protein)

Detection limit for recombinant GST tagged NCOA4 is approximately 0.3ng/ml as a capture antibody.



Western Blot detection against Immunogen (37.84 KDa) .

Specification

Product Description	Mouse monoclonal antibody raised against a partial recombinant NCOA4.
Immunogen	NCOA4 (NP_005428, 505 a.a. ~ 614 a.a) partial recombinant protein with GST tag. MW of the GST tag alone is 26 KDa.
Sequence	EGSPKEVPGTEDRAGKQKFKSPMNTSWCSFNTADWVLPGKKMGNLSQLSSGEDKWLLRKKA QEVLLNSPLQEEHNFPDHYGLPAVCDLFACMQLKVDKEKWLYRTP LQM
Host	Mouse
Reactivity	Human
Interspecies Antigen Sequence	Mouse (82); Rat (81)
Isotype	IgG1 Kappa
Quality Control Testing	Antibody Reactive Against Recombinant Protein. Western Blot detection against Immunogen (37.84 KDa) .
Storage Buffer	In 1x PBS, pH 7.4
Storage Instruction	Store at -20°C or lower. Aliquot to avoid repeated freezing and thawing.

Applications

- Western Blot (Cell lysate)

NCOA4 monoclonal antibody (M03), clone 1E5 Western Blot analysis of NCOA4 expression in Hela S3 NE (Cat # L013V3).

[Protocol Download](#)

- Western Blot (Recombinant protein)

[Protocol Download](#)

- Immunohistochemistry (Formalin/PFA-fixed paraffin-embedded sections)

Immunoperoxidase of monoclonal antibody to NCOA4 on formalin-fixed paraffin-embedded human pancreas. [antibody concentration 3 ug/ml]

[Protocol Download](#)

- Sandwich ELISA (Recombinant protein)

Detection limit for recombinant GST tagged NCOA4 is approximately 0.3ng/ml as a capture antibody.

[Protocol Download](#)

- ELISA

Gene Info — NCOA4

Entrez GeneID [8031](#)

GeneBank Accession# [NM_005437](#)

Protein Accession# [NP_005428](#)

Gene Name NCOA4

Gene Alias ARA70, DKFZp762E1112, ELE1, PTC3, RFG

Gene Description nuclear receptor coactivator 4

Omim ID [188550 601984](#)

Gene Ontology [Hyperlink](#)

Gene Summary This gene encodes an androgen receptor coactivator. The encoded protein interacts with the androgen receptor in a ligand-dependent manner to enhance its transcriptional activity. Chromosomal translocations between this gene and the ret tyrosine kinase gene, also located on chromosome 10, have been associated with papillary thyroid carcinoma. Alternatively spliced transcript variants have been described. Pseudogenes are present on chromosomes 4, 5, 10, and 14. [provided by RefSeq]

Other Designations ELE1/ret TK|OTTHUMP00000019601|OTTHUMP00000019603|RET-activating gene ELE1

Pathway

- [Pathways in cancer](#)
- [Thyroid cancer](#)

Disease

- [Alzheimer Disease](#)
- [Genetic Predisposition to Disease](#)
- [Thyroid Neoplasms](#)