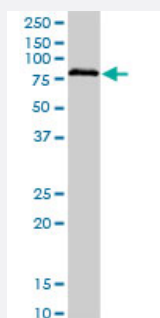


BRD3 monoclonal antibody (M03), clone 6C10

Catalog # H00008019-M03

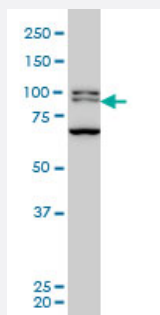
Size 50 ug

Applications



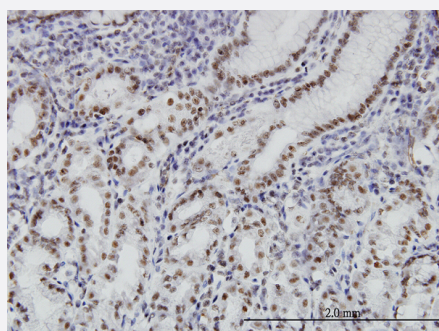
Western Blot (Tissue lysate)

BRD3 monoclonal antibody (M03), clone 6C10. Western Blot analysis of BRD3 expression in human kidney.



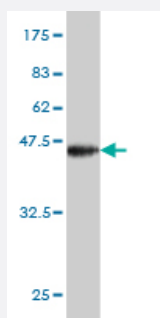
Western Blot (Cell lysate)

BRD3 monoclonal antibody (M03), clone 6C10 Western Blot analysis of BRD3 expression in HeLa S3 NE (Cat # L013V3).



Immunohistochemistry (Formalin/PFA-fixed paraffin-embedded sections)

Immunoperoxidase of monoclonal antibody to BRD3 on formalin-fixed paraffin-embedded human stomach. [antibody concentration 3 ug/ml]



Western Blot detection against Immunogen (40.92 KDa) .

Specification

Product Description	Mouse monoclonal antibody raised against a partial recombinant BRD3.
Immunogen	BRD3 (AAH32124, 418 a.a. ~ 556 a.a) partial recombinant protein with GST tag. MW of the GST tag alone is 26 KDa.
Sequence	EPVEAPALPAPAAPMVSKGAESSRSSEESSSDSGSSDSEEEERATRLAELQEQLKAVHEQLAAL SQAPVNP K P K K K K E K E K E K K K K D K E K E K E K H K V K A E E E K K A K V A P P A K Q A Q Q K K A P A K K A N S TTTAGRDHFLTCGV
Host	Mouse
Reactivity	Human
Interspecies Antigen Sequence	Mouse (96); Rat (92)
Isotype	IgG1 Kappa
Quality Control Testing	Antibody Reactive Against Recombinant Protein. Western Blot detection against Immunogen (40.92 KDa) .
Storage Buffer	In 1x PBS, pH 7.4
Storage Instruction	Store at -20°C or lower. Aliquot to avoid repeated freezing and thawing.

Applications

- Western Blot (Tissue lysate)

BRD3 monoclonal antibody (M03), clone 6C10. Western Blot analysis of BRD3 expression in human kidney.

[Protocol Download](#)

- Western Blot (Cell lysate)

BRD3 monoclonal antibody (M03), clone 6C10 Western Blot analysis of BRD3 expression in Hela S3 NE (Cat # L013V3).

[Protocol Download](#)

- Western Blot (Recombinant protein)

[Protocol Download](#)

- Immunohistochemistry (Formalin/PFA-fixed paraffin-embedded sections)

Immunoperoxidase of monoclonal antibody to BRD3 on formalin-fixed paraffin-embedded human stomach. [antibody concentration 3 ug/ml]

[Protocol Download](#)

- ELISA

Gene Info — BRD3

Entrez GeneID [8019](#)

GeneBank Accession# [BC032124](#)

Protein Accession# [AAH32124](#)

Gene Name BRD3

Gene Alias FLJ23227, FLJ41328, KIAA0043, ORFX, RING3L

Gene Description bromodomain containing 3

Omim ID [601541](#)

Gene Ontology [Hyperlink](#)

Gene Summary This gene was identified based on its homology to the gene encoding the RING3 protein, a serine /threonine kinase. The gene localizes to 9q34, a region which contains several major histocompatibility complex (MHC) genes. The function of the encoded protein is not known. [provided by RefSeq]

Other Designations OTTHUMP00000022724|RING3-like|bromodomain containing protein 3|bromodomain-containing 3