

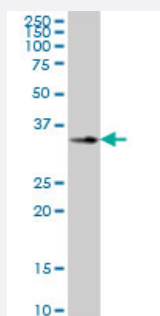
MaxPab®

SGTA purified MaxPab mouse polyclonal antibody (B01P)

Catalog # H00006449-B01P

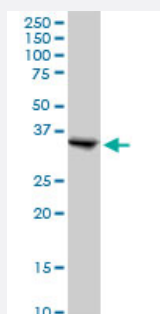
Size 50 ug

Applications



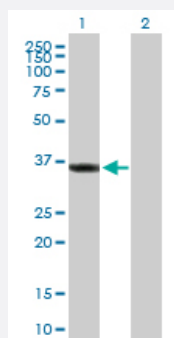
Western Blot (Tissue lysate)

SGTA MaxPab polyclonal antibody. Western Blot analysis of SGTA expression in human liver.



Western Blot (Cell lysate)

SGTA MaxPab polyclonal antibody. Western Blot analysis of SGTA expression in Jurkat.

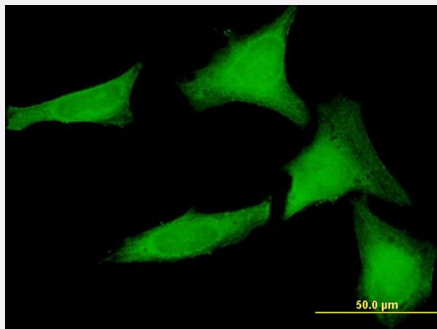


Western Blot (Transfected lysate)

Western Blot analysis of SGTA expression in transfected 293T cell line ([H00006449-T02](#)) by SGTA MaxPab polyclonal antibody.

Lane 1: SGTA transfected lysate(34.43 KDa).

Lane 2: Non-transfected lysate.



Immunofluorescence

Immunofluorescence of purified MaxPab antibody to SGTA on HeLa cell.
[antibody concentration 10 ug/ml]

Specification

Product Description	Mouse polyclonal antibody raised against a full-length human SGTA protein.
Immunogen	SGTA (NP_003012.1, 1 a.a. ~ 313 a.a) full-length human protein.
Sequence	MDNKKRLAYAIQFLHDQLRHGGLSSDAQESLEVAIQCLEAFGVTVEDSDLALPQTLPEIFEEAAAT GKEMPQDLRSPARTPPSEEDSAEAERLKTEGNEQMKVENFEAAVHFYGKAIELNPANAVYFCNR AAAYSKLGNAGAVQDCERAICIDPAYSKAYGRMGLALSSLNKHVEAVAYKKALELDPDNETYK SNLKIAELKLREAPSPTGGVGSFDIAGLLNNPGFMSMASNLMNNPQIQQLMSGMISGGNNPLGTP GTSPSQNDLASLIQAGQQFAQQMQQNPELIEQLRSQIRSRTPSASNDDQQE
Host	Mouse
Reactivity	Human
Interspecies Antigen Sequence	Mouse (88); Rat (89)
Quality Control Testing	Antibody reactive against mammalian transfected lysate.
Storage Buffer	In 1x PBS, pH 7.4
Storage Instruction	Store at -20°C or lower. Aliquot to avoid repeated freezing and thawing.

Applications

- Western Blot (Tissue lysate)

SGTA MaxPab polyclonal antibody. Western Blot analysis of SGTA expression in human liver.

[Protocol Download](#)

- Western Blot (Cell lysate)

SGTA MaxPab polyclonal antibody. Western Blot analysis of SGTA expression in Jurkat.

[Protocol Download](#)

- Western Blot (Transfected lysate)

Western Blot analysis of SGTA expression in transfected 293T cell line ([H00006449-T02](#)) by SGTA MaxPab polyclonal antibody.

Lane 1: SGTA transfected lysate(34.43 KDa).

Lane 2: Non-transfected lysate.

[Protocol Download](#)

- Immunofluorescence

Immunofluorescence of purified MaxPab antibody to SGTA on HeLa cell. [antibody concentration 10 ug/ml]

Gene Info — SGTA

Entrez GeneID [6449](#)

GeneBank Accession# [NM_003021](#)

Protein Accession# [NP_003012.1](#)

Gene Name SGTA

Gene Alias SGT, alphaSGT, hSGT

Gene Description small glutamine-rich tetratricopeptide repeat (TPR)-containing, alpha

Omim ID [603419](#)

Gene Ontology [Hyperlink](#)

Gene Summary This gene encodes a protein which is capable of interacting with the major nonstructural protein of parvovirus H-1 and 70-kDa heat shock cognate protein; however, its function is not known. Since this transcript is expressed ubiquitously in various tissues, this protein may serve a housekeeping function. [provided by RefSeq]

Other Designations protein containing three tetratricopeptide repeats|small glutamine-rich tetratricopeptide

Disease

- [Insulin Resistance](#)
- [Polycystic Ovary Syndrome](#)