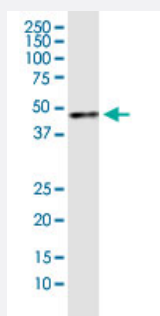


PURA monoclonal antibody (M01), clone 3F10

Catalog # H00005813-M01

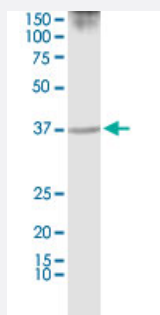
Size 100 ug

Applications



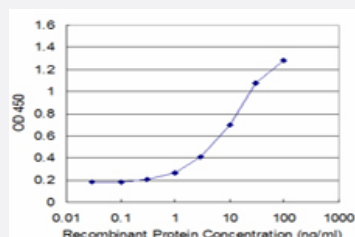
Western Blot (Tissue lysate)

PURA monoclonal antibody (M01), clone 3F10. Western Blot analysis of PURA expression in rat brain.



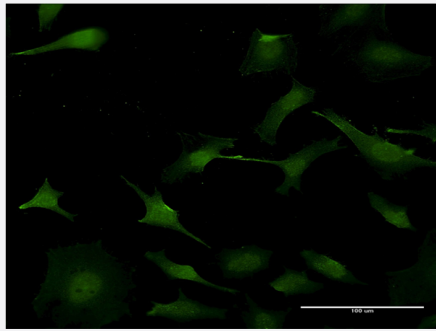
Western Blot (Cell lysate)

PURA monoclonal antibody (M01), clone 3F10. Western Blot analysis of PURA expression in NIH/3T3.



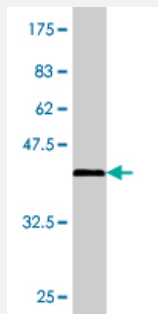
Sandwich ELISA (Recombinant protein)

Detection limit for recombinant GST tagged PURA is approximately 0.3ng/ml as a capture antibody.



Immunofluorescence

Immunofluorescence of monoclonal antibody to PURA on HeLa cell . [antibody concentration 10 ug/ml]



Western Blot detection against Immunogen (37.84 KDa) .

Specification

Product Description	Mouse monoclonal antibody raised against a partial recombinant PURA.
Immunogen	PURA (NP_005850, 183 a.a. ~ 292 a.a) partial recombinant protein with GST tag. MW of the GST tag alone is 26 KDa.
Sequence	TQGQTIALPAQGLIEFRDALAKLIDDYGVVEEPAELPEGTSLTVDNKRFFFDVGSNKYGVFMRVSEVKPTYRNSITVPYKVVAKFGHTFCKYSEETKKIQEKQREKRAAC
Host	Mouse
Reactivity	Human, Mouse, Rat
Interspecies Antigen Sequence	Mouse (99); Rat (99)
Isotype	IgG2a Kappa
Quality Control Testing	Antibody Reactive Against Recombinant Protein. Western Blot detection against Immunogen (37.84 KDa) .
Storage Buffer	In 1x PBS, pH 7.4
Storage Instruction	Store at -20°C or lower. Aliquot to avoid repeated freezing and thawing.

Applications

- Western Blot (Tissue lysate)

PURA monoclonal antibody (M01), clone 3F10. Western Blot analysis of PURA expression in rat brain.

[Protocol Download](#)

- Western Blot (Cell lysate)

PURA monoclonal antibody (M01), clone 3F10. Western Blot analysis of PURA expression in NIH/3T3.

[Protocol Download](#)

- Western Blot (Recombinant protein)

[Protocol Download](#)

- Sandwich ELISA (Recombinant protein)

Detection limit for recombinant GST tagged PURA is approximately 0.3ng/ml as a capture antibody.

[Protocol Download](#)

- ELISA

- Immunofluorescence

Immunofluorescence of monoclonal antibody to PURA on HeLa cell . [antibody concentration 10 ug/ml]

Gene Info — PURA

Entrez GeneID	5813
---------------	----------------------

GeneBank Accession#	NM_005859
---------------------	---------------------------

Protein Accession#	NP_005850
--------------------	---------------------------

Gene Name	PURA
-----------	------

Gene Alias	PUR-ALPHA, PUR1, PURALPHA
------------	---------------------------

Gene Description	purine-rich element binding protein A
------------------	---------------------------------------

Omim ID	600473
---------	------------------------

Gene Ontology	Hyperlink
---------------	---------------------------

Gene Summary

This gene product is a sequence-specific, single-stranded DNA-binding protein. It binds preferentially to the single strand of the purine-rich element termed PUR, which is present at origins of replication and in gene flanking regions in a variety of eukaryotes from yeasts through humans. Thus, it is implicated in the control of both DNA replication and transcription. Deletion of this gene has been associated with myelodysplastic syndrome and acute myelogenous leukemia. [provided by RefSeq]

Other Designations

purine-rich single-stranded DNA-binding protein alpha|transcriptional activator protein PUR-alpha

Disease

- [Disease Progression](#)
- [Disease Susceptibility](#)
- [HIV Infections](#)