PHF1 monoclonal antibody (M02), clone 4D8

Catalog # H00005252-M02 Size 100 ug

Applications



Western Blot (Cell lysate)

PHF1 monoclonal antibody (M02), clone 4D8 Western Blot analysis of PHF1 expression in K-562 (Cat # L009V1).

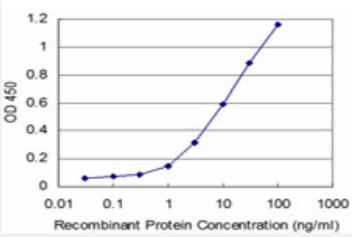

Sandwich ELISA (Recombinant protein)

Detection limit for recombinant GST tagged PHF1 is approximately 1ng/ml as a capture antibody.



Western Blot detection against Immunogen (36.63 KDa) .

Specification

Product Description	Mouse monoclonal antibody raised against a partial recombinant PHF1.

Copyright © 2023 Abnova Corporation. All Rights Reserved.

Immunogen	PHF1 (NP_077084, 2 a.a. ~ 100 a.a) partial recombinant protein with GST tag. MW of the GST tag a lone is 26 KDa.
Sequence	AQPPRLSRSGASSLWDPASPAPTSGPRPRLWEGQDVLARWTDGLLYLGTIKKVDSAREVCLVQ FEDDSQFLVLWKDISPAALPGEELLCCVCRSETVVP
Host	Mouse
Reactivity	Human
Interspecies Antigen Sequence	Mouse (97); Rat (97)
Isotype	IgG1 Kappa
Quality Control Testing	Antibody Reactive Against Recombinant Protein. Western Blot detection against Immunogen (36.63 KDa) .
Storage Buffer	In 1x PBS, pH 7.4
Storage Instruction	Store at -20°C or lower. Aliquot to avoid repeated freezing and thawing.

Applications

- Western Blot (Cell lysate)

  PHF1 monoclonal antibody (M02), clone 4D8 Western Blot analysis of PHF1 expression in K-562 (Cat # L009V1).

  Protocol Download

- Western Blot (Recombinant protein)

  Protocol Download

- Sandwich ELISA (Recombinant protein)

  Detection limit for recombinant GST tagged PHF1 is approximately 1ng/ml as a capture antibody.

  Protocol Download

- ELISA

Gene Info — PHF1

Entrez GeneID	5252

Copyright © 2023 Abnova Corporation. All Rights Reserved.

GeneBank Accession#	NM_024165
Protein Accession#	NP_077084
Gene Name	PHF1
Gene Alias	MTF2L2, PCL1, PHF2
Gene Description	PHD finger protein 1
Omim ID	602881
Gene Ontology	Hyperlink
Gene Summary	This gene encodes a Polycomb group protein. The protein is a component of a histone H3 lysine-27 (H3K27)-specific methyltransferase complex, and functions in transcriptional repression of ho meotic genes. The protein is also recruited to double-strand breaks, and reduced protein levels re sults in X-ray sensitivity and increased homologous recombination. Multiple transcript variants enc oding different isoforms have been found for this gene. [provided by RefSeq
Other Designations	OTTHUMP00000029139|OTTHUMP00000029140

Disease

- Alzheimer disease
- Cerebral Amyloid Angiopathy
- Genetic Predisposition to Disease
- Lupus Erythematosus
- Neuroblastoma

Copyright © 2023 Abnova Corporation. All Rights Reserved.