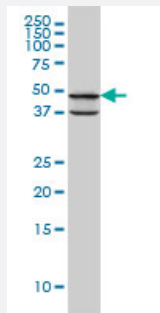


PDK3 monoclonal antibody (M01), clone 2B11

Catalog # H00005165-M01

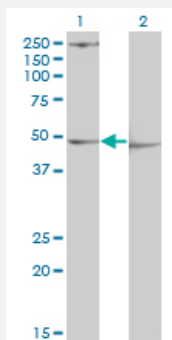
Size 100 ug

Applications



Western Blot (Cell lysate)

PDK3 monoclonal antibody (M01), clone 2B11 Western Blot analysis of PDK3 expression in MCF-7 (Cat # L046V1).

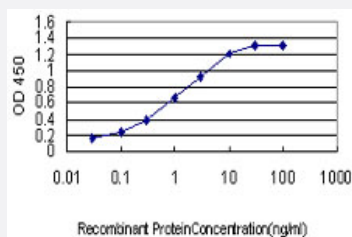


Western Blot (Transfected lysate)

Western Blot analysis of PDK3 expression in transfected 293T cell line by PDK3 monoclonal antibody (M01), clone 2B11.

Lane 1: PDK3 transfected lysate(46.9 KDa).

Lane 2: Non-transfected lysate.



Sandwich ELISA (Recombinant protein)

Detection limit for recombinant GST tagged PDK3 is approximately 0.03ng/ml as a capture antibody.



Western Blot detection against Immunogen (35.31 KDa) .

Specification

Product Description	Mouse monoclonal antibody raised against a partial recombinant PDK3.
Immunogen	PDK3 (AAH15948, 174 a.a. ~ 263 a.a) partial recombinant protein with GST tag. MW of the GST tag alone is 26 KDa.
Sequence	GDTNPVHPKHIGSIDPTCNVADVVKDAYETAKMLCEQYYLVAPELEVVEEFNAKAPDKPIQVVYVP SHLFHMLFELFKNSMRATVELYEDR
Host	Mouse
Reactivity	Human
Interspecies Antigen Sequence	Mouse (96); Rat (97)
Isotype	IgG2a Kappa
Quality Control Testing	Antibody Reactive Against Recombinant Protein. Western Blot detection against Immunogen (35.31 KDa) .
Storage Buffer	In 1x PBS, pH 7.4
Storage Instruction	Store at -20°C or lower. Aliquot to avoid repeated freezing and thawing.

Applications

- Western Blot (Cell lysate)

PDK3 monoclonal antibody (M01), clone 2B11 Western Blot analysis of PDK3 expression in MCF-7 (Cat # L046V1).

[Protocol Download](#)

- Western Blot (Transfected lysate)

Western Blot analysis of PDK3 expression in transfected 293T cell line by PDK3 monoclonal antibody (M01), clone 2B11.

Lane 1: PDK3 transfected lysate(46.9 KDa).

Lane 2: Non-transfected lysate.

[Protocol Download](#)

- Western Blot (Recombinant protein)

[Protocol Download](#)

- Sandwich ELISA (Recombinant protein)

Detection limit for recombinant GST tagged PDK3 is approximately 0.03ng/ml as a capture antibody.

[Protocol Download](#)

- ELISA

Gene Info — PDK3

Entrez GeneID	5165
---------------	----------------------

GeneBank Accession#	BC015948
---------------------	--------------------------

Protein Accession#	AAH15948
--------------------	--------------------------

Gene Name	PDK3
-----------	------

Gene Alias	-
------------	---

Gene Description	pyruvate dehydrogenase kinase, isozyme 3
------------------	--

Omim ID	602526
---------	------------------------

Gene Ontology	Hyperlink
---------------	---------------------------

Gene Summary	O
--------------	---

Other Designations	OTTHUMP00000023083 pyruvate dehydrogenase kinase, isoenzyme 3
--------------------	---

Publication Reference

- [Additive effects of clofibril acid and pyruvate dehydrogenase kinase isoenzyme 4 \(PDK4\) deficiency on hepatic steatosis in mice fed a high saturated fat diet.](#)

Hwang B, Wu P, Harris RA.

The FEBS Journal 2012 May; 279(10):1883.

Application: WB-Ti, Mouse, Liver

- [Induction of pyruvate dehydrogenase kinase-3 by hypoxia-inducible factor-1 promotes metabolic switch and drug resistance.](#)

Lu CW, Lin SC, Chen KF, Lai YY, Tsai SJ.

The Journal of Biological Chemistry 2008 Aug; 283(42):28106.

- [Pyruvate Dehydrogenase Kinase 4 \(PDK4\) Deficiency Lowers Blood Glucose and Improves Glucose Tolerance in Diet-Induced Obese Mice.](#)

Jeoung NH, Harris RA.

American Journal of Physiology. Endocrinology and Metabolism 2008 Apr; 295(1):E46.

Application: WB, Mouse, Mouse liver, kidney