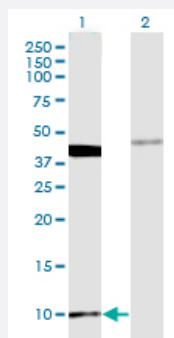


MOBP monoclonal antibody (M08), clone 4C2

Catalog # H00004336-M08

Size 100 ug

Applications

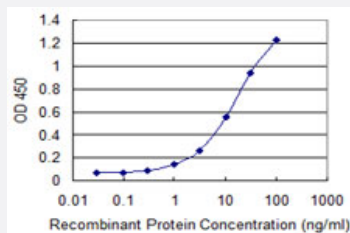


Western Blot (Transfected lysate)

Western Blot analysis of MOBP expression in transfected 293T cell line by MOBP monoclonal antibody (M08), clone 4C2.

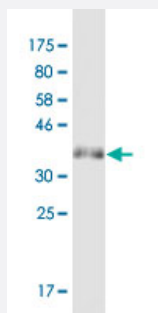
Lane 1: MOBP transfected lysate(9.6 KDa).

Lane 2: Non-transfected lysate.



Sandwich ELISA (Recombinant protein)

Detection limit for recombinant GST tagged MOBP is 0.3 ng/ml as a capture antibody.



Western Blot detection against Immunogen (34.65 KDa) .

Specification

Product Description

Mouse monoclonal antibody raised against a full-length recombinant MOBP.

Immunogen	MOBP (AAH22471, 1 a.a. ~ 81 a.a) full-length recombinant protein with GST tag. MW of the GST tag alone is 26 KDa.
Sequence	MSQKPAKEGPRLSKNQKYSEHFSIHCCPPFTFLNSKKEVDRKYSICKSGCFYQKKEEDWICCAC QKTRLKRKIRPTPKKK
Host	Mouse
Reactivity	Human
Interspecies Antigen Sequence	Mouse (96); Rat (96)
Isotype	IgG1 Kappa
Quality Control Testing	Antibody Reactive Against Recombinant Protein. Western Blot detection against Immunogen (34.65 KDa) .
Storage Buffer	In 1x PBS, pH 7.4
Storage Instruction	Store at -20°C or lower. Aliquot to avoid repeated freezing and thawing.

Applications

- Western Blot (Transfected lysate)

Western Blot analysis of MOBP expression in transfected 293T cell line by MOBP monoclonal antibody (M08), clone 4C2.

Lane 1: MOBP transfected lysate(9.6 KDa).

Lane 2: Non-transfected lysate.

[Protocol Download](#)

- Western Blot (Recombinant protein)

[Protocol Download](#)

- Sandwich ELISA (Recombinant protein)

Detection limit for recombinant GST tagged MOBP is 0.3 ng/ml as a capture antibody.

[Protocol Download](#)

- ELISA

Gene Info — MOBP

Entrez GeneID	4336
GeneBank Accession#	BC022471
Protein Accession#	AAH22471
Gene Name	MOBP
Gene Alias	MGC87379
Gene Description	myelin-associated oligodendrocyte basic protein
Omim ID	600948
Gene Ontology	Hyperlink
Other Designations	OTTHUMP00000174757