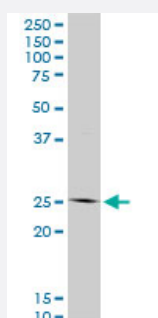


HOXC12 monoclonal antibody (M01), clone 1C6

Catalog # H00003228-M01

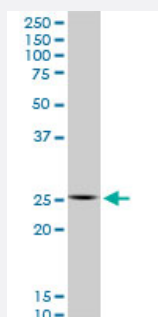
Size 100 ug

Applications



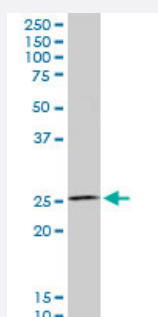
Western Blot (Cell lysate)

HOXC12 monoclonal antibody (M01), clone 1C6. Western Blot analysis of HOXC12 expression in NIH/3T3(Cat # L018V1).



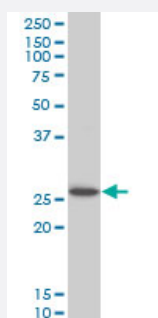
Western Blot (Cell lysate)

HOXC12 monoclonal antibody (M01), clone 1C6. Western Blot analysis of HOXC12 expression in Raw 264.7(Cat # L024V1).



Western Blot (Cell lysate)

HOXC12 monoclonal antibody (M01), clone 1C6. Western Blot analysis of HOXC12 expression in PC-12(Cat # L012V1).

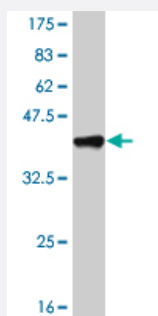
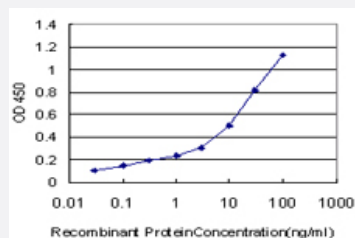


Western Blot (Cell lysate)

HOXC12 monoclonal antibody (M01), clone 1C6 Western Blot analysis of HOXC12 expression in Jurkat (Cat # L017V1).

Sandwich ELISA (Recombinant protein)

Detection limit for recombinant GST tagged HOXC12 is approximately 0.1ng/ml as a capture antibody.



Western Blot detection against Immunogen (36.74 KDa) .

Specification

Product Description	Mouse monoclonal antibody raised against a partial recombinant HOXC12.
Immunogen	HOXC12 (NP_776272, 1 a.a. ~ 100 a.a) partial recombinant protein with GST tag. MW of the GST tag alone is 26 KDa.
Sequence	MGEHNLLNPGFVGPLVNIHTGDTFYFPNFRASGAQLPGLPSLSYPRRDNVCSLSWPSAEP CNGY PQPYLGSPVSLNPPFGRTCELRVEDGKGYREPCA
Host	Mouse
Reactivity	Human, Mouse, Rat
Interspecies Antigen Sequence	Mouse (98); Rat (98)
Isotype	IgG2a Kappa
Quality Control Testing	Antibody Reactive Against Recombinant Protein. Western Blot detection against Immunogen (36.74 KDa) .
Storage Buffer	In 1x PBS, pH 7.4
Storage Instruction	Store at -20°C or lower. Aliquot to avoid repeated freezing and thawing.

Applications

- Western Blot (Cell lysate)

HOXC12 monoclonal antibody (M01), clone 1C6. Western Blot analysis of HOXC12 expression in NIH/3T3(Cat # L018V1).

[Protocol Download](#)

- Western Blot (Cell lysate)

HOXC12 monoclonal antibody (M01), clone 1C6. Western Blot analysis of HOXC12 expression in Raw 264.7(Cat # L024V1).

[Protocol Download](#)

- Western Blot (Cell lysate)

HOXC12 monoclonal antibody (M01), clone 1C6. Western Blot analysis of HOXC12 expression in PC-12(Cat # L012V1).

[Protocol Download](#)

- Western Blot (Cell lysate)

HOXC12 monoclonal antibody (M01), clone 1C6 Western Blot analysis of HOXC12 expression in Jurkat (Cat # L017V1).

[Protocol Download](#)

- Western Blot (Recombinant protein)

[Protocol Download](#)

- Sandwich ELISA (Recombinant protein)

Detection limit for recombinant GST tagged HOXC12 is approximately 0.1ng/ml as a capture antibody.

[Protocol Download](#)

- ELISA

Gene Info — HOXC12

Entrez GeneID	3228
---------------	----------------------

GeneBank Accession#	NM_173860
---------------------	---------------------------

Protein Accession#	NP_776272
--------------------	---------------------------

Gene Name	HOXC12
-----------	--------

Gene Alias	HOC3F, HOX3, HOX3F
Gene Description	homeobox C12
Omim ID	142975
Gene Ontology	Hyperlink
Gene Summary	<p>This gene belongs to the homeobox family of genes. The homeobox genes encode a highly conserved family of transcription factors that play an important role in morphogenesis in all multicellular organisms. Mammals possess four similar homeobox gene clusters, HOXA, HOXB, HOXC and HOXD, which are located on different chromosomes and consist of 9 to 11 genes arranged in tandem. This gene is one of several homeobox HOXC genes located in a cluster on chromosome 12. [provided by RefSeq]</p>
Other Designations	homeo box 3F homeo box C12