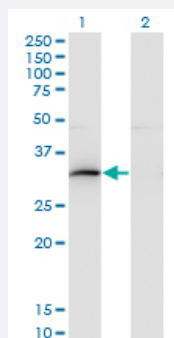


HOXB9 monoclonal antibody (M03), clone 4C3

Catalog # H00003219-M03

Size 100 ug

Applications

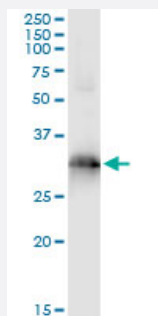


Western Blot (Transfected lysate)

Western Blot analysis of HOXB9 expression in transfected 293T cell line by HOXB9 monoclonal antibody (M03), clone 4C3.

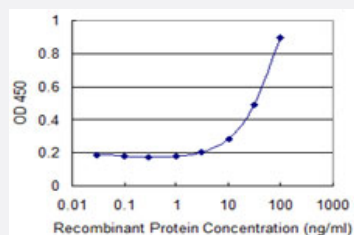
Lane 1: HOXB9 transfected lysate(28.1 KDa).

Lane 2: Non-transfected lysate.




Immunoprecipitation

Immunoprecipitation of HOXB9 transfected lysate using anti-HOXB9 monoclonal antibody and Protein A Magnetic Bead, and immunoblotted with HOXB9 MaxPab rabbit polyclonal antibody.



Sandwich ELISA (Recombinant protein)

Detection limit for recombinant GST tagged HOXB9 is 1 ng/ml as a capture antibody.



Western Blot detection against Immunogen (36.52 KDa) .

Specification

Product Description	Mouse monoclonal antibody raised against a full-length recombinant HOXB9.
Immunogen	HOXB9 (NP_076922.1, 65 a.a. ~ 163 a.a) full-length recombinant protein with GST tag. MW of the GST tag alone is 26 KDa.
Sequence	PLSPHASGSLPSVYHPYIQPQGVPPAESRYLRTWLEPAPRGEAAPGQGQAAVKAEPLLGA PGLKQGTPEYSLETSAGREAVLSNQRPGYGDNKICEG
Host	Mouse
Reactivity	Human
Isotype	IgG2a Kappa
Quality Control Testing	Antibody Reactive Against Recombinant Protein. Western Blot detection against Immunogen (36.52 KDa) .
Storage Buffer	In 1x PBS, pH 7.4
Storage Instruction	Store at -20°C or lower. Aliquot to avoid repeated freezing and thawing.

Applications

- Western Blot (Transfected lysate)

Western Blot analysis of HOXB9 expression in transfected 293T cell line by HOXB9 monoclonal antibody (M03), clone 4C3.

Lane 1: HOXB9 transfected lysate(28.1 KDa).

Lane 2: Non-transfected lysate.

[Protocol Download](#)

- Western Blot (Recombinant protein)

[Protocol Download](#)

- Immunoprecipitation

Immunoprecipitation of HOXB9 transfected lysate using anti-HOXB9 monoclonal antibody and Protein A Magnetic Bead, and immunoblotted with HOXB9 MaxPab rabbit polyclonal antibody.

[Protocol Download](#)

- Sandwich ELISA (Recombinant protein)

Detection limit for recombinant GST tagged HOXB9 is 1 ng/ml as a capture antibody.

[Protocol Download](#)

- ELISA

Gene Info — HOXB9

Entrez GeneID	3219
GeneBank Accession#	NM_024017
Protein Accession#	NP_076922.1
Gene Name	HOXB9
Gene Alias	HOX-2.5, HOX2, HOX2E
Gene Description	homeobox B9
Omim ID	142964
Gene Ontology	Hyperlink
Gene Summary	This gene is a member of the Abd-B homeobox family and encodes a protein with a homeobox DNA-binding domain. It is included in a cluster of homeobox B genes located on chromosome 17. The encoded nuclear protein functions as a sequence-specific transcription factor that is involved in cell proliferation and differentiation. Increased expression of this gene is associated with some cases of leukemia, prostate cancer and lung cancer. [provided by RefSeq]
Other Designations	homeo box 2E homeo box B9

Disease

- [Genetic Predisposition to Disease](#)
- [Hip Dislocation](#)