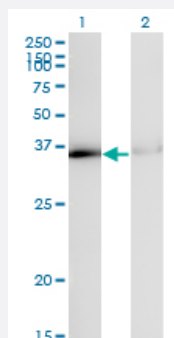


# HNRPA1 monoclonal antibody (M02), clone 2E6

Catalog # H00003178-M02

Size 100 ug

## Applications

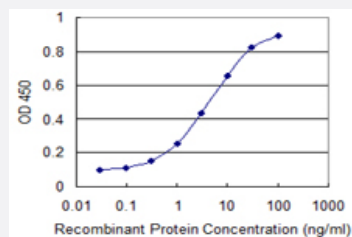


### Western Blot (Transfected lysate)

Western Blot analysis of HNRNPA1 expression in transfected 293T cell line by HNRNPA1 monoclonal antibody (M02), clone 2E6.

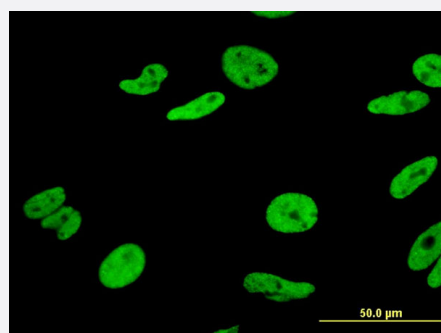
Lane 1: HNRNPA1 transfected lysate(34.2 KDa).

Lane 2: Non-transfected lysate.



### Sandwich ELISA (Recombinant protein)

Detection limit for recombinant GST tagged HNRNPA1 is 0.1 ng/ml as a capture antibody.



### Immunofluorescence

Immunofluorescence of monoclonal antibody to HNRNPA1 on HeLa cell .  
[antibody concentration 10 ug/ml]



Western Blot detection against Immunogen (60.94 KDa) .

## Specification

<b>Product Description</b>	Mouse monoclonal antibody raised against a full-length recombinant HNRPA1.
<b>Immunogen</b>	HNRPA1 (AAH33714.1, 1 a.a. ~ 320 a.a) full-length recombinant protein with GST tag. MW of the GST tag alone is 26 KDa.
<b>Sequence</b>	MSKSESPKEPEQLRKLFIGGLSFETTTDESLRSHFEQWGTLTDCVVMRDPNTKRSRGFGFVYAT VEEVDAAMNARPHKVDGRVVEPKRAVSREDSQRPGAHLTVKKIFVGGIKEDTEEHHLRDYFEQY GKIEVIEIMDRGSGKKRGFAFVTDDHDSVDKMIQKYHTVNGHNCEVRKALSKQEMASASSSQR GRSGSGSFGGGRGGGFGGNDNFGRGGNFSGRGGFGGSRGGGGYGGSGDGYNGFGNDGSNF GGGGSYNDFGNYNQSSNFGPMKGGNFGRSSGPYGGGGQYFAKPRNQGGYGGSSSSSYGS GRRF
<b>Host</b>	Mouse
<b>Reactivity</b>	Human
<b>Isotype</b>	IgG2a Kappa
<b>Quality Control Testing</b>	Antibody Reactive Against Recombinant Protein. Western Blot detection against Immunogen (60.94 KDa) .
<b>Storage Buffer</b>	In 1x PBS, pH 7.4
<b>Storage Instruction</b>	Store at -20°C or lower. Aliquot to avoid repeated freezing and thawing.

## Applications

### ● Western Blot (Transfected lysate)

Western Blot analysis of HNRNPA1 expression in transfected 293T cell line by HNRPA1 monoclonal antibody (M02), clone 2E6.

Lane 1: HNRNPA1 transfected lysate(34.2 KDa).

Lane 2: Non-transfected lysate.

[Protocol Download](#)

- Western Blot (Recombinant protein)

[Protocol Download](#)

- Sandwich ELISA (Recombinant protein)

Detection limit for recombinant GST tagged HNRNPA1 is 0.1 ng/ml as a capture antibody.

[Protocol Download](#)

- ELISA

- Immunofluorescence

Immunofluorescence of monoclonal antibody to HNRNPA1 on HeLa cell . [antibody concentration 10 ug/ml]

## Gene Info — HNRNPA1

Entrez GeneID	<a href="#">3178</a>
---------------	----------------------

GeneBank Accession#	<a href="#">BC033714</a>
---------------------	--------------------------

Protein Accession#	<a href="#">AAH33714.1</a>
--------------------	----------------------------

Gene Name	HNRNPA1
-----------	---------

Gene Alias	HNRPA1, MGC102835
------------	-------------------

Gene Description	heterogeneous nuclear ribonucleoprotein A1
------------------	--

Omim ID	<a href="#">164017</a>
---------	------------------------

Gene Ontology	<a href="#">Hyperlink</a>
---------------	---------------------------

**Gene Summary**

This gene belongs to the A/B subfamily of ubiquitously expressed heterogeneous nuclear ribonucleoproteins (hnRNPs). The hnRNPs are RNA binding proteins and they complex with heterogeneous nuclear RNA (hnRNA). These proteins are associated with pre-mRNAs in the nucleus and appear to influence pre-mRNA processing and other aspects of mRNA metabolism and transport. While all of the hnRNPs are present in the nucleus, some seem to shuttle between the nucleus and the cytoplasm. The hnRNP proteins have distinct nucleic acid binding properties. The protein encoded by this gene has two repeats of quasi-RRM domains that bind to RNAs. It is one of the most abundant core proteins of hnRNP complexes and it is localized to the nucleoplasm. This protein, along with other hnRNP proteins, is exported from the nucleus, probably bound to mRNA, and is immediately re-imported. Its M9 domain acts as both a nuclear localization and nuclear export signal. The encoded protein is involved in the packaging of pre-mRNA into hnRNP particles, transport of poly A+ mRNA from the nucleus to the cytoplasm, and may modulate splice site selection. It is also thought to have a primary role in the formation of specific myometrial protein species in parturition. Multiple alternatively spliced transcript variants have been found for this gene but only two transcripts are fully described. These variants have multiple alternative transcription initiation sites and multiple polyA sites. [provided by RefSeq]

**Other Designations**

helix-destabilizing protein|heterogeneous nuclear ribonucleoprotein A1B protein|heterogeneous nuclear ribonucleoprotein B2 protein|heterogeneous nuclear ribonucleoprotein core protein A1|nuclear ribonucleoprotein particle A1 protein|single-strand DNA-binding protein

**Disease**

- [Cardiovascular Diseases](#)
- [Diabetes Mellitus](#)
- [Edema](#)