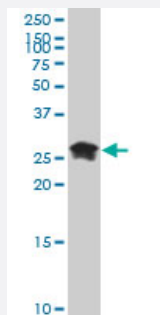


HMGB2 monoclonal antibody (M04), clone 3D2

Catalog # H00003148-M04

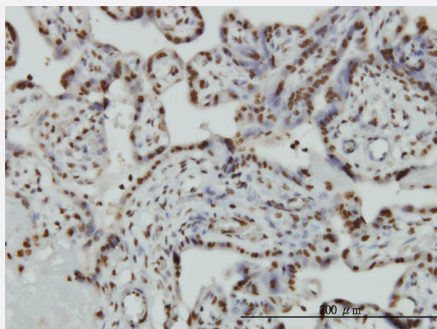
Size 100 ug

Applications



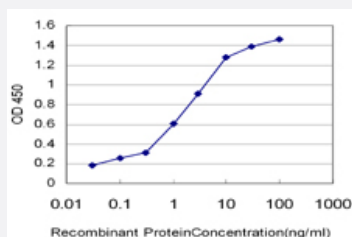
Western Blot (Cell lysate)

HMGB2 monoclonal antibody (M04), clone 3D2 Western Blot analysis of HMGB2 expression in Hela S3 NE (Cat # L013V3).



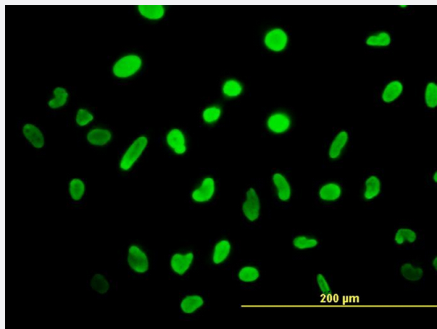
Immunohistochemistry (Formalin/PFA-fixed paraffin-embedded sections)

Immunoperoxidase of monoclonal antibody to HMGB2 on formalin-fixed paraffin-embedded human placenta. [antibody concentration 3 ug/ml]



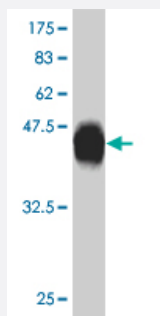
Sandwich ELISA (Recombinant protein)

Detection limit for recombinant GST tagged HMGB2 is approximately 0.03ng/ml as a capture antibody.



Immunofluorescence

Immunofluorescence of monoclonal antibody to HMGB2 on HeLa cell. [antibody concentration 10 ug/ml]



Western Blot detection against Immunogen (47.19 KDa) .

Specification

Product Description	Mouse monoclonal antibody raised against a full length recombinant HMGB2.
Immunogen	HMGB2 (AAH00903.2, 1 a.a. ~ 195 a.a) full-length recombinant protein with GST tag. MW of the GST tag alone is 26 KDa.
Sequence	MGKGDPNKPRGKMSSYAFFVQTCREEHKKKHPDSSVNFAEFSKKCSERWKTMSAKEKSKFED MAKSDKARYDREMKNYVPPKGDKKGKKKDPNAPKRPPSAFFLCSEHRPKIKSEHPGLSIGDTA KKLGEMWSEQSAKDKQPYEQKAAKLKEYEKDIAAYRAKGKSEAGKKGPGRPTGSKKKNEPED EEEEEE
Host	Mouse
Reactivity	Human
Interspecies Antigen Sequence	Mouse (98)
Isotype	IgG2a Kappa
Quality Control Testing	Antibody Reactive Against Recombinant Protein. Western Blot detection against Immunogen (47.19 KDa) .
Storage Buffer	In 1x PBS, pH 7.4
Storage Instruction	Store at -20°C or lower. Aliquot to avoid repeated freezing and thawing.

Applications

- Western Blot (Cell lysate)

HMGB2 monoclonal antibody (M04), clone 3D2 Western Blot analysis of HMGB2 expression in Hela S3 NE (Cat # L013V3).

[Protocol Download](#)

- Western Blot (Recombinant protein)

[Protocol Download](#)

- Immunohistochemistry (Formalin/PFA-fixed paraffin-embedded sections)

Immunoperoxidase of monoclonal antibody to HMGB2 on formalin-fixed paraffin-embedded human placenta. [antibody concentration 3 ug/ml]

[Protocol Download](#)

- Sandwich ELISA (Recombinant protein)

Detection limit for recombinant GST tagged HMGB2 is approximately 0.03ng/ml as a capture antibody.

[Protocol Download](#)

- ELISA

- Immunofluorescence

Immunofluorescence of monoclonal antibody to HMGB2 on HeLa cell. [antibody concentration 10 ug/ml]

Gene Info — HMGB2

Entrez GeneID	3148
GeneBank Accession#	BC000903
Protein Accession#	AAH00903.2
Gene Name	HMGB2
Gene Alias	HMG2
Gene Description	high-mobility group box 2
Omim ID	163906
Gene Ontology	Hyperlink

Gene Summary

This gene encodes a member of the non-histone chromosomal high mobility group protein family. The proteins of this family are chromatin-associated and ubiquitously distributed in the nucleus of higher eukaryotic cells. In vitro studies have demonstrated that this protein is able to efficiently bend DNA and form DNA circles. These studies suggest a role in facilitating cooperative interactions between cis-acting proteins by promoting DNA flexibility. This protein was also reported to be involved in the final ligation step in DNA end-joining processes of DNA double-strand breaks repair and V(D)J recombination. [provided by RefSeq]

Other Designations

high-mobility group (nonhistone chromosomal) protein 2

Disease

- [Azoospermia](#)
- [Infertility](#)
- [Oligospermia](#)