


# MKNK2 monoclonal antibody (M04), clone 4F11

Catalog # H00002872-M04

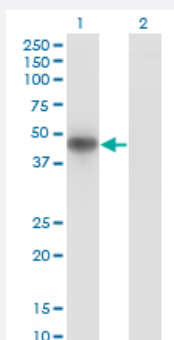
Size 100 ug

## Applications



### Western Blot (Cell lysate)

MKNK2 monoclonal antibody (M04), clone 4F11 Western Blot analysis of MKNK2 expression in HeLa ( Cat # L013V1 ).

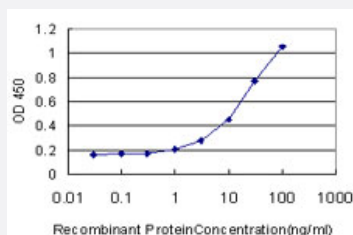


### Western Blot (Transfected lysate)

Western Blot analysis of MKNK2 expression in transfected 293T cell line by MKNK2 monoclonal antibody (M04), clone 4F11.

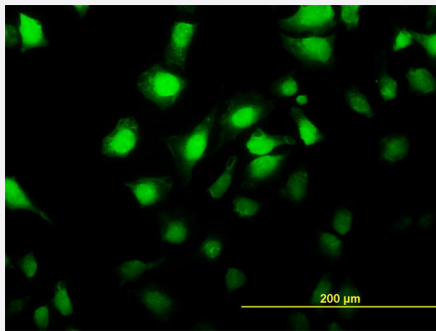
Lane 1: MKNK2 transfected lysate(46.7 KDa).

Lane 2: Non-transfected lysate.



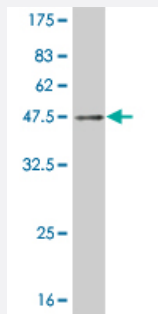
### Sandwich ELISA (Recombinant protein)

Detection limit for recombinant GST tagged MKNK2 is approximately 1ng/ml as a capture antibody.



## Immunofluorescence

Immunofluorescence of monoclonal antibody to MKNK2 on HeLa cell. [antibody concentration 25 ug/ml]



Western Blot detection against Immunogen (43.12 KDa) .

## Specification

<b>Product Description</b>	Mouse monoclonal antibody raised against a full length recombinant MKNK2.
<b>Immunogen</b>	MKNK2 (AAH18345, 1 a.a. ~ 158 a.a) full-length recombinant protein with GST tag. MW of the GST tag alone is 26 KDa.
<b>Sequence</b>	MAPEVVEAFSEEASIYDKRCDLWSLGVLILLSGYPPFVGRCGSDCGWDRGEACPACQNMLFE SIQEGKYEFDPKDWAHISCAAKDLISKLLVRDAKQRLSAAQVLQHPWWQGCAPENTLPTPMVLQ RWDSHFLLPPHPCRIHVRPGGLVRTVTVNE
<b>Host</b>	Mouse
<b>Reactivity</b>	Human
<b>Isotype</b>	IgG2a Kappa
<b>Quality Control Testing</b>	Antibody Reactive Against Recombinant Protein. Western Blot detection against Immunogen (43.12 KDa) .
<b>Storage Buffer</b>	In 1x PBS, pH 7.4
<b>Storage Instruction</b>	Store at -20°C or lower. Aliquot to avoid repeated freezing and thawing.

## Applications

- Western Blot (Cell lysate)

MKNK2 monoclonal antibody (M04), clone 4F11 Western Blot analysis of MKNK2 expression in HeLa ( Cat # L013V1 ).

[Protocol Download](#)

- Western Blot (Transfected lysate)

Western Blot analysis of MKNK2 expression in transfected 293T cell line by MKNK2 monoclonal antibody (M04), clone 4F11.

Lane 1: MKNK2 transfected lysate(46.7 KDa).

Lane 2: Non-transfected lysate.

[Protocol Download](#)

- Western Blot (Recombinant protein)

[Protocol Download](#)

- Sandwich ELISA (Recombinant protein)

Detection limit for recombinant GST tagged MKNK2 is approximately 1ng/ml as a capture antibody.

[Protocol Download](#)

- ELISA

- Immunofluorescence

Immunofluorescence of monoclonal antibody to MKNK2 on HeLa cell. [antibody concentration 25 ug/ml]

## Gene Info — MKNK2

Entrez GeneID [2872](#)

GeneBank Accession# [BC018345](#)

Protein Accession# [AAH18345](#)

Gene Name MKNK2

Gene Alias GPRK7, MNK2

Gene Description MAP kinase interacting serine/threonine kinase 2

Omim ID [605069](#)

**Gene Ontology**[Hyperlink](#)**Other Designations**

G protein-coupled receptor kinase 7|MAP kinase-interacting serine/threonine kinase 2|Putative m  
ap kinase interacting kinase

## Pathway

- [Insulin signaling pathway](#)
- [MAPK signaling pathway](#)

## Disease

- [Kidney Failure](#)