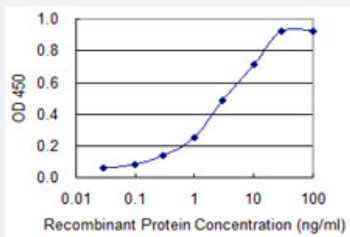


DST monoclonal antibody (M02), clone 1D2

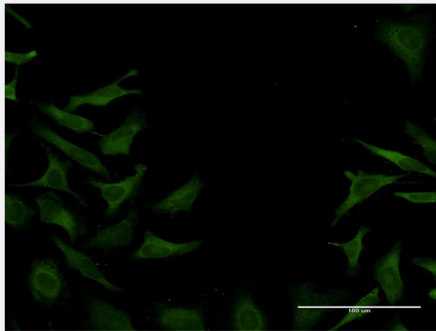
Catalog # H00000667-M02 Size 100 ug

Applications



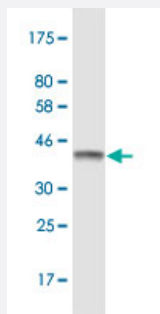
Sandwich ELISA (Recombinant protein)

Detection limit for recombinant GST tagged DST is 0.1 ng/ml as a capture antibody.



Immunofluorescence

Immunofluorescence of monoclonal antibody to DST on HeLa cell . [antibody concentration 10 ug/ml]



Western Blot detection against Immunogen (36.74 KDa) .

Specification

Product Description

Mouse monoclonal antibody raised against a partial recombinant DST.

Immunogen	DST (NP_899236, 401 a.a. ~ 500 a.a) partial recombinant protein with GST tag. MW of the GST tag alone is 26 KDa.
Sequence	EDKLILAGNALQSDSKRLESGVQFQNEAEIAGYILECENLLRQHVQILIDGKYYQADQLVQRVA KLRDEIMALRNECSSVYSKGRILTTEQTKLMIS
Host	Mouse
Reactivity	Human
Isotype	IgG1 Kappa
Quality Control Testing	Antibody Reactive Against Recombinant Protein. Western Blot detection against Immunogen (36.74 KDa) .
Storage Buffer	In 1x PBS, pH 7.4
Storage Instruction	Store at -20°C or lower. Aliquot to avoid repeated freezing and thawing.

Applications

- Western Blot (Recombinant protein)

[Protocol Download](#)

- Sandwich ELISA (Recombinant protein)

Detection limit for recombinant GST tagged DST is 0.1 ng/ml as a capture antibody.

[Protocol Download](#)

- ELISA

- Immunofluorescence

Immunofluorescence of monoclonal antibody to DST on HeLa cell . [antibody concentration 10 ug/ml]

Gene Info — DST

Entrez GeneID	667
GeneBank Accession#	NM_183380
Protein Accession#	NP_899236
Gene Name	DST

Gene Alias	BP240, BPA, BPAG1, CATX-15, D6S1101, DKFZp564B2416, DMH, DT, FLJ46791, KIAA0465, KIAA1470, MACF2
Gene Description	dystonin
Omim ID	113810
Gene Ontology	Hyperlink
Gene Summary	<p>This gene encodes a member of the plakin protein family of adhesion junction plaque proteins. Multiple alternatively spliced transcript variants encoding distinct isoforms have been found for this gene, but the full-length nature of some variants has not been defined. It has been known that some isoforms are expressed in neural and muscle tissue, anchoring neural intermediate filaments to the actin cytoskeleton, and some isoforms are expressed in epithelial tissue, anchoring keratin-containing intermediate filaments to hemidesmosomes. Consistent with the expression, mice defective for this gene show skin blistering and neurodegeneration. [provided by RefSeq]</p>
Other Designations	OTTHUMP00000016657 OTTHUMP00000040015 bullous pemphigoid antigen 1, 230/240kDa dystonia musculorum of mouse, human homolog of hemidesmosomal plaque protein

Disease

- [Tobacco Use Disorder](#)