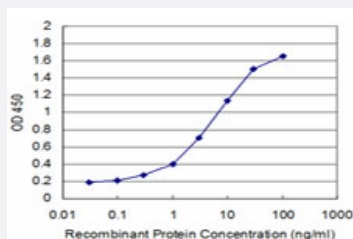


ZFHX3 monoclonal antibody (M01), clone 3B1

Catalog # H00000463-M01

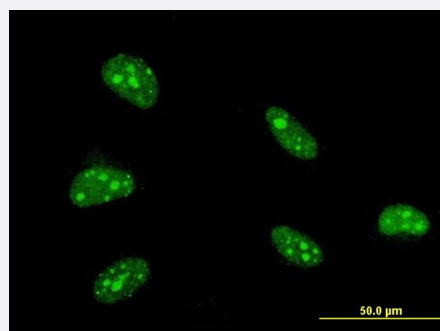
Size 100 ug

Applications



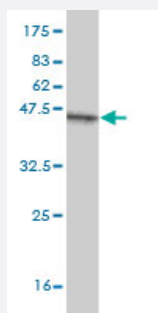
Sandwich ELISA (Recombinant protein)

Detection limit for recombinant GST tagged ZFHX3 is approximately 0.3ng/ml as a capture antibody.



Immunofluorescence

Immunofluorescence of monoclonal antibody to ZFHX3 on HeLa cell . [antibody concentration 10 ug/ml]



Western Blot detection against Immunogen (36.74 KDa) .

Specification

Product Description

Mouse monoclonal antibody raised against a partial recombinant ZFHX3.

Immunogen	ZFHX3 (NP_008816, 2811 a.a. ~ 2910 a.a) partial recombinant protein with GST tag. MW of the GST tag alone is 26 KDa.
Sequence	EDFESPSMSSSVNLNFDQTKLDNDDCSSVNTAITDTTGTDEGNADNDSATGIATETKSSSAPNEGL TKAAMMAMSEYEDRLSSGLVSPAPSFYSKEYDNEG
Host	Mouse
Reactivity	Human
Interspecies Antigen Sequence	Mouse (99)
Isotype	IgG1 Kappa
Quality Control Testing	Antibody Reactive Against Recombinant Protein. Western Blot detection against Immunogen (36.74 KDa) .
Storage Buffer	In 1x PBS, pH 7.4
Storage Instruction	Store at -20°C or lower. Aliquot to avoid repeated freezing and thawing.

Applications

- Western Blot (Recombinant protein)

[Protocol Download](#)

- Sandwich ELISA (Recombinant protein)

Detection limit for recombinant GST tagged ZFHX3 is approximately 0.3ng/ml as a capture antibody.

[Protocol Download](#)

- ELISA

- Immunofluorescence

Immunofluorescence of monoclonal antibody to ZFHX3 on HeLa cell . [antibody concentration 10 ug/ml]

Gene Info — ZFHX3

Entrez GeneID	463
GeneBank Accession#	NM_006885

Protein Accession#	NP_008816
Gene Name	ZFHX3
Gene Alias	ATBF1, ATBT
Gene Description	zinc finger homeobox 3
Omim ID	104155 176807
Gene Ontology	Hyperlink
Gene Summary	<p>This gene encodes a transcription factor with multiple homeodomains and zinc finger motifs, and regulates myogenic and neuronal differentiation. The encoded protein suppresses expression of the alpha-fetoprotein gene by binding to an AT-rich enhancer motif. The protein has also been shown to negatively regulate c-Myb, and transactivate the cell cycle inhibitor cyclin-dependent kinase inhibitor 1A (also known as p21CIP1). This gene is reported to function as a tumor suppressor in several cancers, and sequence variants of this gene are also associated with atrial fibrillation. Multiple transcript variants expressed from alternate promoters and encoding different isoforms have been found for this gene. [provided by RefSeq]</p>
Other Designations	AT motif-binding factor 1 AT-binding transcription factor 1 OTTHUMP00000174934

Disease

- [Atrial Fibrillation](#)
- [Brain Ischemia](#)
- [Genetic Predisposition to Disease](#)
- [Mucocutaneous Lymph Node Syndrome](#)
- [Prostate cancer](#)
- [Prostatic Neoplasms](#)
- [Stroke](#)
- [Tobacco Use Disorder](#)