

ATPBD1B purified MaxPab mouse polyclonal antibody (B03P) MaxPab®

Catalog # : H00054707-B03P

規格 : [50 ug]

List All

Specification

Product Description: Mouse polyclonal antibody raised against a full-length human ATPBD1B protein.

Immunogen: ATPBD1B (AAH08634.1, 1 a.a. ~ 310 a.a) full-length human protein.

Sequence:
 MAGAAPTTAFGQAVIGPPGSGKTTYCLGMSEFLRALGRRVAVVNLDPAN
 NEGLPYECAVDVGLVGLGDVMDALRLGPNGGLLYCMEYLEANLDWLR
 AKLDPLRGHYFLFDCPGQVELCTHHGALRSIFSQMAQWDLRLTAVHLVD
 SHYCTDPAKFISVLCTSLATMLHVELPHINLLSKMDLIEHYGKLAFNLDYYT
 EVLDLSYLLDHLASDPFFRHYRQLNEKLVRLIEDYSLVSFIPLNIQDKESIQ
 RVLQAVDKANGYCFGAQEQRSLAMMSAAMGADFHSSTLGIQEKYLA
 PSNQSVEQEAMQL

Host: Mouse

Reactivity: Human

Quality Control Testing: Antibody reactive against mammalian transfected lysate.

Storage Buffer: In 1x PBS, pH 7.4

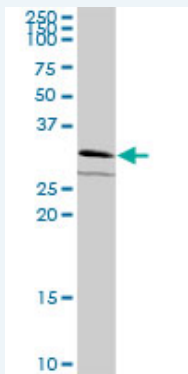
Storage Instruction: Store at -20°C or lower. Aliquot to avoid repeated freezing and thawing.

MSDS:  [Download](#)

Datasheet:  [Download](#)

Applications

Western Blot (Tissue lysate)



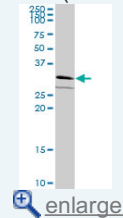
ATPBD1B MaxPab polyclonal antibody. Western Blot analysis of ATPBD1B expression in human pancreas.

 [Protocol Download](#)

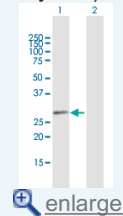
Western Blot (Transfected lysate)

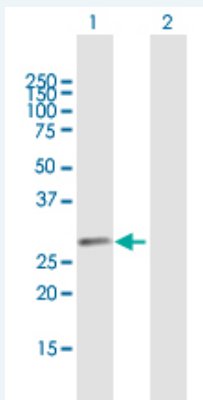
Application Image

Western Blot (Tissue lysate)



Western Blot (Transfected lysate)






Western Blot analysis of GPN2 expression in transfected 293T cell line ([H00054707-T01](#)) by GPN2 MaxPab polyclonal antibody.

Lane 1: ATPBD1B transfected lysate(34.1 KDa).

Lane 2: Non-transfected lysate.

 [Protocol Download](#)

Gene Information

Entrez GeneID: [54707](#)

GeneBank [BC008634](#)

Accession#:

Protein [AAH08634.1](#)

Accession#:

Gene Name: GPN2

Gene Alias: ATPBD1B,FLJ10349

Gene GPN-loop GTPase 2

Description:

Gene Ontology: [Hyperlink](#)

Other ATP binding domain 1 family, member B,OTTHUMP00000004408

Designations:

[服務條款](#) | [隱私權政策](#) | [著作及商標](#) | [網站地圖](#)

©2016 亞諾法生技股份有限公司 Abnova Corporation. 版權所有.