

TOLLIP monoclonal antibody (M01), clone 1A5-2A3

Catalog # : H00054472-M01

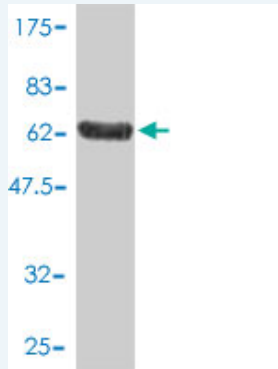
規格 : [100 ug]

[List All](#)

Specification

Product Description:	Mouse monoclonal antibody raised against a full length recombinant TOLLIP.
Immunogen:	TOLLIP (AAH04420.1, 1 a.a. ~ 274 a.a) full-length recombinant protein with GST tag. MW of the GST tag alone is 26 KDa.
Sequence:	MATTVSTQRGPVYIGELPQDFLRITPTQQQRQVQLDAQAAQQLQYGGAVGTVGRLNITVQAKLAKNYGMTRMDPYCRLRLGYAVYETPTAHNGAKNPRWNKVIHCTVPPGVDSFYLEIFDERAFSMDDRIAWTHITIPESLRQGKVE DKWYLSLGRQGDDKEGMINLVMSYALLPAAMVMPPQPVVLMPVYQQGVGYVPITGMPAVCSPGMVPVALPPAAVNAQPRCSEEDLKAIQDMFPM DQEVIRSVLEAQRGNKDAAINSLLQMGEEP
Host:	Mouse
Reactivity:	Human
Isotype:	IgG1 kappa

Quality Control Testing: Antibody Reactive Against Recombinant Protein.



Western Blot detection against Immunogen (55.88 KDa) .

Storage Buffer: In 1x PBS, pH 7.4

Storage Instruction: Store at -20°C or lower. Aliquot to avoid repeated freezing and thawing.

MSDS: [Download](#)


Datasheet: [Download](#)

Applications


Western Blot (Cell lysate)

Application Image

Western Blot (Cell lysate)

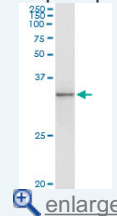


Western Blot (Transfected lysate)

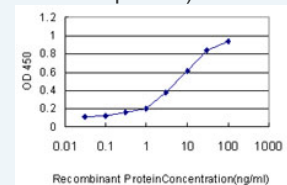


Western Blot (Recombinant protein)

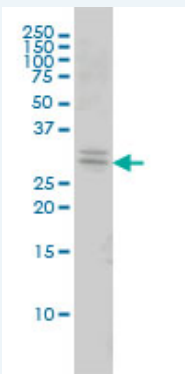
Immunoprecipitation



Sandwich ELISA (Recombinant protein)



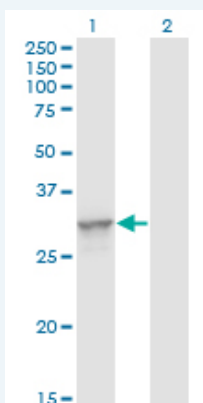
ELISA



TOLLIP monoclonal antibody (M01), clone 1A5-2A3 Western Blot analysis of TOLLIP expression in 293 (Cat # L026V1).

 [Protocol Download](#)

Western Blot (Transfected lysate)



Western Blot analysis of TOLLIP expression in transfected 293T cell line by TOLLIP monoclonal antibody (M01), clone 1A5-2A3.

Lane 1: TOLLIP transfected lysate (Predicted MW: 30.3 KDa).

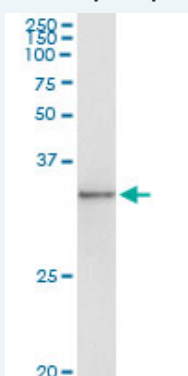
Lane 2: Non-transfected lysate.

 [Protocol Download](#)

Western Blot (Recombinant protein)

 [Protocol Download](#)

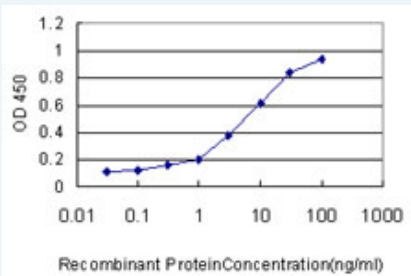
Immunoprecipitation



Immunoprecipitation of TOLLIP transfected lysate using anti-TOLLIP monoclonal antibody and Protein A Magnetic Bead ([U0007](#)), and immunoblotted with TOLLIP monoclonal antibody.

 [Protocol Download](#)

Sandwich ELISA (Recombinant protein)



Detection limit for recombinant GST tagged TOLLIP is approximately 1ng/ml as a capture antibody.

 [Protocol Download](#)

ELISA

Gene Information

Entrez GeneID: [54472](#)

GeneBank [BC004420](#)

Accession#:

Protein [AAH04420.1](#)

Accession#:

Gene Name: TOLLIP

Gene Alias: FLJ33531,IL-1RAcPIP

Gene Description: toll interacting protein

Omim ID: [606277](#)

Gene Ontology: [Hyperlink](#)

Other Designations: Toll-interacting protein,adapter protein

Gene Pathway

[Toll-like receptor signaling pathway](#)

Related Disease

[Birth Weight](#) [Cerebral Hemorrhage](#) [Dermatitis](#) [Atopic Genetic Predisposition to Disease](#)
[Glioblastoma](#) [Glioma](#) [Hypertension](#) [Intracranial Hemorrhages](#) [Leukemia](#)
[Leukemia, Myeloid, Acute](#) [Meningeal Neoplasms](#) [Meningioma](#) [Stroke](#)
[Subarachnoid Hemorrhage](#)