



## DNAJC10 monoclonal antibody (M02), clone 3A8

Catalog # : H00054431-M02

規格 : [ 50 ug ]

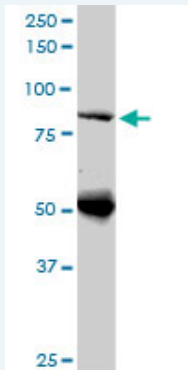
[List All](#)

### Specification

<b>Product Description:</b>	Mouse monoclonal antibody raised against a partial recombinant DNAJC10.
<b>Immunogen:</b>	DNAJC10 (NP_061854, 688 a.a. ~ 793 a.a) partial recombinant protein with GST tag. MW of the GST tag alone is 26 KDa.
<b>Sequence:</b>	KNHWIDFYAPWCGPCQNFAPFELLARMIKGVKAGKVDCQAYAQTC QKAGIRAYPTVKFYFYERAKRNFQEEQINTRDAKAIALISEKLETLRNQG KRNKDEL
<b>Host:</b>	Mouse
<b>Reactivity:</b>	Human, Mouse, Rat
<b>Isotype:</b>	IgG1 Kappa
<b>Quality Control Testing:</b>	Antibody Reactive Against Recombinant Protein.
<b>Storage Buffer:</b>	In 1x PBS, pH 7.4
<b>Storage Instruction:</b>	Store at -20°C or lower. Aliquot to avoid repeated freezing and thawing.
<b>MSDS:</b>	 <a href="#">Download</a>
<b>Datasheet:</b>	 <a href="#">Download</a>

### Applications

#### Western Blot (Tissue lysate)



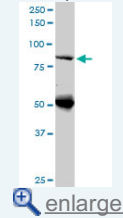
DNAJC10 monoclonal antibody (M02), clone 3A8. Western Blot analysis of DNAJC10 expression in human kidney.

 [Protocol Download](#)

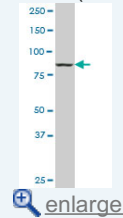
#### Western Blot (Cell lysate)

### Application Image

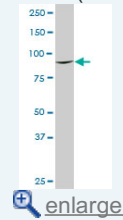
#### Western Blot (Tissue lysate)



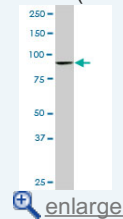
#### Western Blot (Cell lysate)



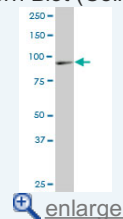
#### Western Blot (Cell lysate)



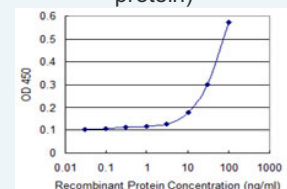
#### Western Blot (Cell lysate)



#### Western Blot (Cell lysate)

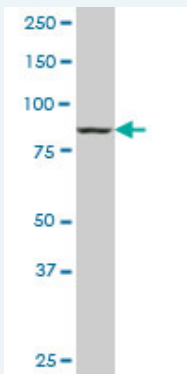


#### Sandwich ELISA (Recombinant protein)




 [enlarge](#)


ELISA



DNAJC10 monoclonal antibody (M02), clone 3A8. Western Blot analysis of DNAJC10 expression in HeLa ( Cat # L013V1 ).

 [Protocol Download](#)


#### Western Blot (Cell lysate)



DNAJC10 monoclonal antibody (M02), clone 3A8. Western Blot analysis of DNAJC10 expression in PC-12 ( Cat # L012V1 ).

 [Protocol Download](#)


#### Western Blot (Cell lysate)



DNAJC10 monoclonal antibody (M02), clone 3A8. Western Blot analysis of DNAJC10 expression in Raw 264.7 ( Cat # L024V1 ).

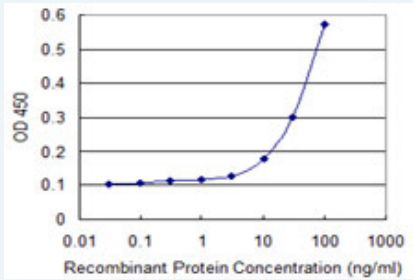
 [Protocol Download](#)

#### Western Blot (Cell lysate)



DNAJC10 monoclonal antibody (M02), clone 3A8. Western Blot analysis of DNAJC10 expression in NIH/3T3 ( Cat # L018V1 ).

### Sandwich ELISA (Recombinant protein)



Detection limit for recombinant GST tagged DNAJC10 is 3 ng/ml as a capture antibody.

### ELISA

#### Gene Information

Entrez GeneID: [54431](#)

GeneBank [NM\\_018981](#)

Accession#:

Protein [NP\\_061854](#)

Accession#:

Gene Name: DNAJC10

Gene Alias: DKFZp434J1813,ERdj5,JPDI,MGC104194

Gene Description: DnaJ (Hsp40) homolog, subfamily C, member 10

Omim ID: [607987](#)

Gene Ontology: [Hyperlink](#)

Other Designations: ER-resident protein ERdj5,J-domain-containing protein disulfide isomerase-like protein,macrothioredoxin