

MYO3A monoclonal antibody (M03), clone 5A12

Catalog # : H00053904-M03

規格 : [50 ug]

[List All](#)

Specification

Product Description: Mouse monoclonal antibody raised against a partial recombinant MYO3A.

Immunogen: MYO3A (NP_059129, 1400 a.a. ~ 1490 a.a) partial recombinant protein with GST tag. MW of the GST tag alone is 26 KDa.

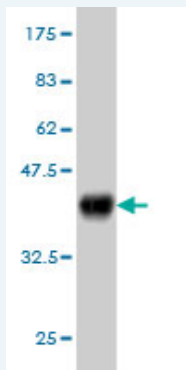
Sequence: HEEINNIKKKDNKDSKATSEREACGLAIFSKQISKLSEEYFILQKKNEMILS
QLKSLYLGVSHHKPINRRVSSQQCLSGVCKGEEPIL

Host: Mouse

Reactivity: Human

Isotype: IgG2a Kappa

Quality Control Testing: Antibody Reactive Against Recombinant Protein.



Western Blot detection against Immunogen (35.64 KDa) .

Storage Buffer: In 1x PBS, pH 7.4

Storage Instruction: Store at -20°C or lower. Aliquot to avoid repeated freezing and thawing.

MSDS: [Download](#)

Datasheet: [Download](#)

Applications

Western Blot (Recombinant protein)

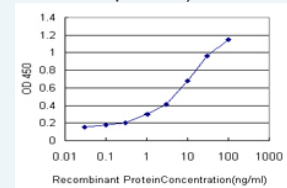
[Protocol Download](#)

Sandwich ELISA (Recombinant protein)

Application Image

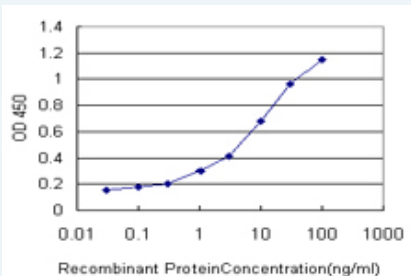
Western Blot (Recombinant protein)

Sandwich ELISA (Recombinant protein)



[enlarge](#)

ELISA



Detection limit for recombinant GST tagged MYO3A is approximately 0.3ng/ml as a capture antibody.

 [Protocol Download](#)

ELISA

Gene Information

Entrez GeneID: [53904](#)

GeneBank [NM_017433](#)

Accession#:

Protein [NP_059129](#)

Accession#:

Gene Name: MYO3A

Gene Alias: DFNB30

Gene Description: myosin IIIA

Omim ID: [606808](#), [607101](#)

Gene Ontology: [Hyperlink](#)

Gene Summary: The protein encoded by this gene belongs to the myosin superfamily. Myosins are actin-dependent motor proteins and are categorized into conventional myosins (class II) and unconventional myosins (classes I and III through XV) based on their variable C-terminal cargo-binding domains. Class III myosins, such as this one, have a kinase domain N-terminal to the conserved N-terminal motor domains and are expressed in photoreceptors. The protein encoded by this gene plays an important role in hearing in humans. Three different recessive, loss of function mutations in the encoded protein have been shown to cause nonsyndromic progressive hearing loss. Expression of this gene is highly restricted, with the strongest expression in retina and cochlea. [provided by RefSeq]

Other [OTTHUMP00000019339](#)

Designations:

Related Disease

[Alzheimer Disease](#) [Anxiety Disorders](#) [Arthritis, Rheumatoid](#) [Colorectal Neoplasms](#)
[Depressive Disorder](#) [Genetic Predisposition to Disease](#) [Kidney Failure, Chronic](#)