



## ZNF44 purified MaxPab rabbit polyclonal antibody (D01P) MaxPab®

Catalog # : H00051710-D01P

規格 : [ 100 ug ]

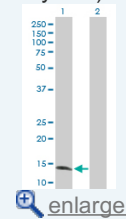
[List All](#)


### Specification

<b>Product Description:</b>	Rabbit polyclonal antibody raised against a full-length human ZNF44 protein.
<b>Immunogen:</b>	ZNF44 (AAH32246.1, 1 a.a. ~ 154 a.a) full-length human protein.
<b>Sequence:</b>	MALCYGTFWGYPKMLEAANLMEGLVDIGPWVTLPRGQPEVLEWGLPK DQDSVAFEDVAVNF THEEWALLGPSQKNLYRDVMRETIRNLNCIGMKWE NQNIDDQHQLNRRNPRLSETWLQNFILIHYGHLVALSDGGLLQFSTGQG LPVTQAGVQ
<b>Host:</b>	Rabbit
<b>Reactivity:</b>	Human
<b>Quality Control Testing:</b>	Antibody reactive against mammalian transfected lysate.
<b>Storage Buffer:</b>	In 1x PBS, pH 7.4
<b>Storage Instruction:</b>	Store at -20°C or lower. Aliquot to avoid repeated freezing and thawing.
<b>MSDS:</b>	 <a href="#">Download</a>
<b>Datasheet:</b>	 <a href="#">Download</a>

### Application Image

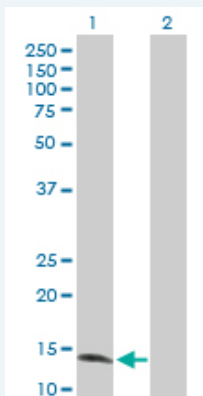
Western Blot (Transfected lysate)



 [enlarge](#)

### Applications

#### Western Blot (Transfected lysate)



Western Blot analysis of ZNF44 expression in transfected 293T cell line ([H00051710-T01](#)) by ZNF44 MaxPab polyclonal antibody.

Lane 1: ZNF44 transfected lysate(17.50 KDa).  
Lane 2: Non-transfected lysate.

 [Protocol Download](#)

### Gene Information

Entrez GeneID: [51710](#)

GeneBank [BC032246.1](#)  
Accession#:

Protein [AAH32246.1](#)  
Accession#:

Gene Name: ZNF44

Gene Alias: DKFZp434F1811,DKFZp686L21136,GIOT-2,KOX7,ZNF,ZNF504,ZNF55,ZNF58

Gene Description: zinc finger protein 44

Omim ID: [194542](#)

Gene Ontology: [Hyperlink](#)

Other Designations: gonadotropin inducible transcription repressor-2,zinc finger protein 55,zinc finger protein 58

[服務條款](#) | [隱私權政策](#) | [著作及商標](#) | [網站地圖](#)

©2016 亞諾法生技股份有限公司 Abnova Corporation. 版權所有.