

PHF7 monoclonal antibody (M11), clone 1A7

Catalog # : H00051533-M11

規格 : [100 ug]

[List All](#)

Specification

Product Description: Mouse monoclonal antibody raised against a partial recombinant PHF7.

Immunogen: PHF7 (NP_057567.3, 258 a.a. ~ 357 a.a) partial recombinant protein with GST tag. MW of the GST tag alone is 26 KDa.


Sequence: GRDSFEDEGRWCLILCATCGSHGTHRDCSSLRSNSKKWECEECSPAAA
TDYIPENSGDIPCCSSTFHPEEHFCRDNTLEENPGLSWTDWPEPSLLEKP
ES

Host: Mouse

Reactivity: Human

Isotype: IgG2a Kappa

Quality Control Testing: Antibody Reactive Against Recombinant Protein.



Western Blot detection against Immunogen (36.52 KDa) .

Storage Buffer: In 1x PBS, pH 7.4

Storage Instruction: Store at -20°C or lower. Aliquot to avoid repeated freezing and thawing.

MSDS: [Download](#)

Datasheet: [Download](#)

Applications

Western Blot (Recombinant protein)

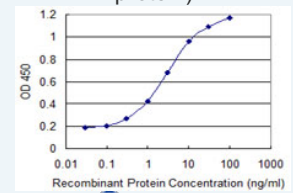
[Protocol Download](#)

Sandwich ELISA (Recombinant protein)

Application Image

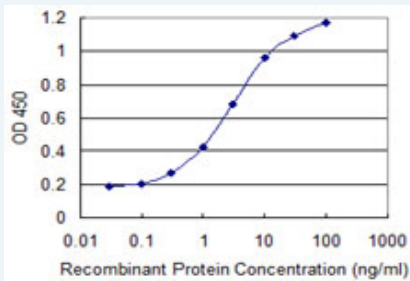
Western Blot (Recombinant protein)

Sandwich ELISA (Recombinant protein)



[enlarge](#)

ELISA



Detection limit for recombinant GST tagged PHF7 is 0.1 ng/ml as a capture antibody.

 [Protocol Download](#)

ELISA

Gene Information

Entrez GeneID: [51533](#)

GeneBank [NM_016483](#)

Accession#:

Protein [NP_057567.3](#)

Accession#:

Gene Name: PHF7

Gene Alias: DKFZp434L1850,HSPC045,HSPC226,MGC26088,NYD-SP6

Gene PHD finger protein 7

Description:

Gene Ontology: [Hyperlink](#)

Gene Summary: Spermatogenesis is a complex process regulated by extracellular and intracellular factors as well as cellular interactions among interstitial cells of the testis, Sertoli cells, and germ cells. In the testis, this gene is expressed in Sertoli cells but not germ cells. However, this gene is not expressed in a patient who exhibited spermatogenic arrest at the spermatocyte stage. Spermatogenic arrest is an interruption of germ cell differentiation that may result in oligospermia or azoospermia. The proteins encoded by this gene contain plant homeodomain (PHD) finger domains, also known as leukemia associated protein (LAP) domains, believed to be involved in transcriptional regulation. Thus this protein, which localizes to the nucleus of transfected cells, has been implicated in the transcriptional regulation of spermatogenesis. Two protein isoforms are encoded by transcript variants of this gene. [provided by RefSeq]

Other -

Designations:

[服務條款](#) | [隱私權政策](#) | [著作及商標](#) | [網站地圖](#)

©2016 亞諾法生技股份有限公司 Abnova Corporation. 版權所有.