

## PRRX2 monoclonal antibody (M01), clone 4C9

Catalog # : H00051450-M01

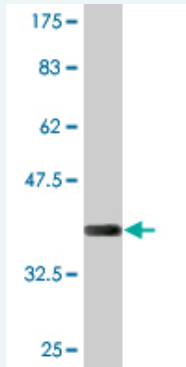
規格 : [ 100 ug ]

[List All](#)

### Specification

<b>Product Description:</b>	Mouse monoclonal antibody raised against a partial recombinant PRRX2.
<b>Immunogen:</b>	PRRX2 (NP_057391.1, 151 a.a. ~ 253 a.a) partial recombinant protein with GST tag. MW of the GST tag alone is 26 KDa.
<b>Sequence:</b>	WFQNRRRAKFRRNERAMLASRSASLLKSYSQEAIEQPVAPRPTALSPDY LSWTASSPYSTVPPYSPGSSGPATPGVNMANSIASLRKAKEFSLHHSQ VPTVN
<b>Host:</b>	Mouse
<b>Reactivity:</b>	Human
<b>Isotype:</b>	IgG2b Kappa

**Quality Control Testing:** Antibody Reactive Against Recombinant Protein.



Western Blot detection against Immunogen (37.07 KDa) .

**Storage Buffer:** In 1x PBS, pH 7.4

**Storage Instruction:** Store at -20°C or lower. Aliquot to avoid repeated freezing and thawing.

**MSDS:** [Download](#)

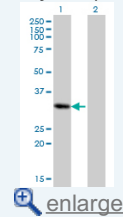
**Datasheet:** [Download](#)

### Applications

Western Blot (Transfected lysate)

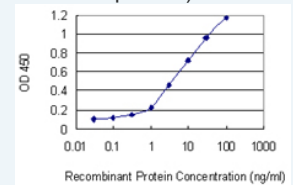
### Application Image

Western Blot (Transfected lysate)

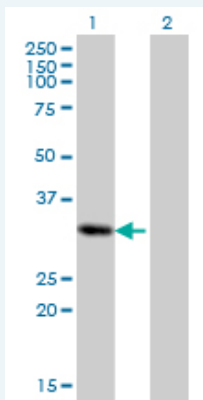


Western Blot (Recombinant protein)

Sandwich ELISA (Recombinant protein)



ELISA



Western Blot analysis of PRRX2 expression in transfected 293T cell line by PRRX2 monoclonal antibody (M01), clone 4C9.

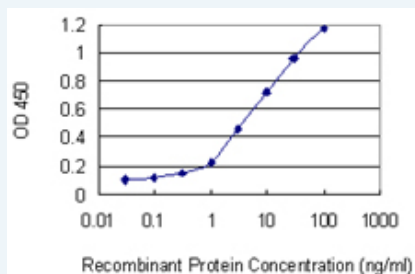
Lane 1: PRRX2 transfected lysate(27.1 KDa).  
Lane 2: Non-transfected lysate.

[Protocol Download](#)

### Western Blot (Recombinant protein)

[Protocol Download](#)

### Sandwich ELISA (Recombinant protein)



Detection limit for recombinant GST tagged PRRX2 is 0.1 ng/ml as a capture antibody.

[Protocol Download](#)

### ELISA

### Gene Information

Entrez GeneID: [51450](#)

GeneBank [NM\\_016307](#)

Accession#:

Protein [NP\\_057391.1](#)

Accession#:

Gene Name: PRRX2

Gene Alias: MGC19843,PMX2,PRX2

Gene paired related homeobox 2

Description:

Omim ID: [604675](#)

Gene Ontology: [Hyperlink](#)

**Gene Summary:** The DNA-associated protein encoded by this gene is a member of the paired family of homeobox proteins. Expression is localized to proliferating fetal fibroblasts and the developing dermal layer, with downregulated expression in adult skin. Increases in expression of this gene during fetal but not adult wound healing suggest a possible role in mechanisms that control mammalian dermal regeneration and prevent

formation of scar response to wounding. The expression patterns provide evidence consistent with a role in fetal skin development and a possible role in cellular proliferation. [provided by RefSeq]

---

**Other Designations:** OTTHUMP00000022344,paired mesoderm homeobox protein 2,paired-like homeodomain protein PRX2,predicted NUP98/PRRX2 fusion protein

---

#### **Related Disease**

---

[Cleft Lip](#) [Cleft Palate](#)

---

[服務條款](#) | [隱私權政策](#) | [著作及商標](#) | [網站地圖](#)

©2016 亞諾法生技股份有限公司 Abnova Corporation. 版權所有.