



NOSIP purified MaxPab mouse polyclonal antibody (B01P) MaxPab®

Catalog # : H00051070-B01P

規格 : [50 ug]

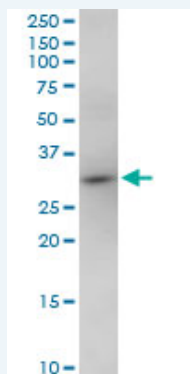
[List All](#)

Specification

Product Description:	Mouse polyclonal antibody raised against a full-length human NOSIP protein.
Immunogen:	NOSIP (NP_057037.1, 1 a.a. ~ 301 a.a) full-length human protein.
Sequence:	MTRHGKNCTAGAVVYTHEKKKDTAASGYGTQNIIRLSRDAVKDFDCCCL SLQPCHDPVVTDPGYLYEREAILLEYILHQKKEIARQMKAYEKQRGTRREE QKELQRAASQDHVRGFLEKESAVSRPLNPFATAKALSGTSPDDVQPGPS VGPPSKDKDKVLPFSWIPSLTPEAKATKLEKPSRTVTCPMMSGKPLRMSD LTPVHFTPLDSSVDRVGLITRSERYVCAVTRDSLSNATPCAVLRPSGAVV TLECEKLIKDMVDPVTGDKLTDRIIVLQRGGTGFAGSGVKLQAEKS RPV MQA
Host:	Mouse
Reactivity:	Human, Mouse, Rat
Quality Control Testing:	Antibody reactive against mammalian transfected lysate.
Storage Buffer:	In 1x PBS, pH 7.4
Storage Instruction:	Store at -20°C or lower. Aliquot to avoid repeated freezing and thawing.
MSDS:	 Download
Interspecies Antigen Sequence:	Mouse (90); Rat (91)
Datasheet:	 Download

Applications

Western Blot (Cell lysate)



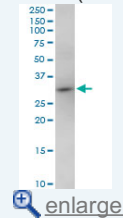
NOSIP MaxPab polyclonal antibody. Western Blot analysis of NOSIP expression in PC-12.

 [Protocol Download](#)

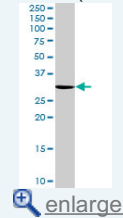
Western Blot (Cell lysate)

Application Image

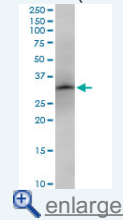
Western Blot (Cell lysate)



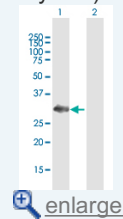
Western Blot (Cell lysate)



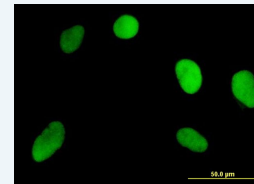
Western Blot (Cell lysate)

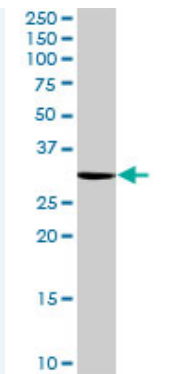


Western Blot (Transfected lysate)




Immunofluorescence

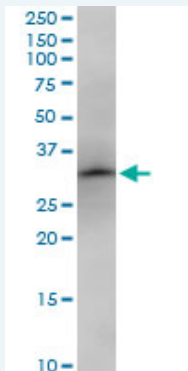





NOSIP MaxPab polyclonal antibody. Western Blot analysis of NOSIP expression in Jurkat.

 [Protocol Download](#)

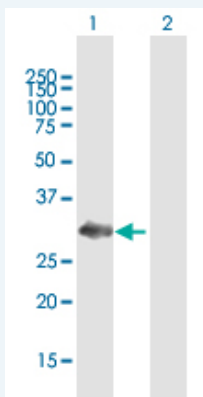
Western Blot (Cell lysate)



NOSIP MaxPab polyclonal antibody. Western Blot analysis of NOSIP expression in NIH/3T3.

 [Protocol Download](#)

Western Blot (Transfected lysate)



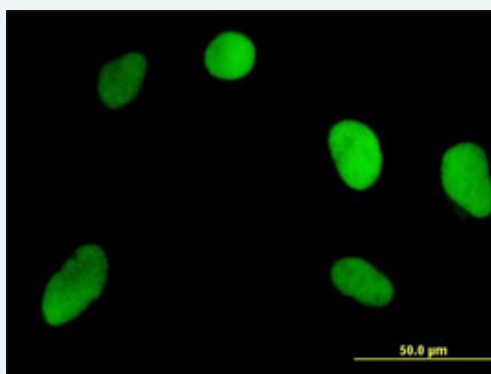
Western Blot analysis of NOSIP expression in transfected 293T cell line (H00051070-T01) by NOSIP MaxPab polyclonal antibody.


Lane 1: NOSIP transfected lysate(33.11 KDa).

Lane 2: Non-transfected lysate.

 [Protocol Download](#)

Immunofluorescence



 [enlarge this image](#)

Immunofluorescence of purified MaxPab antibody to NOSIP on HeLa cell. [antibody

concentration 10 ug/ml]

Gene Information

Entrez GeneID: [51070](#)

**GeneBank
Accession#:** [NM_015953.3](#)

**Protein
Accession#:** [NP_057037.1](#)

Gene Name: NOSIP

Gene Alias: CGI-25

**Gene
Description:** nitric oxide synthase interacting protein

Gene Ontology: [Hyperlink](#)

**Other
Designations:** eNOS interacting protein

[服務條款](#) | [隱私權政策](#) | [著作及商標](#) | [網站地圖](#)

©2021 亞諾法生技股份有限公司 Abnova Corporation. 版權所有.