

## SPG3A monoclonal antibody (M10), clone 1B11

Catalog # : H00051062-M10

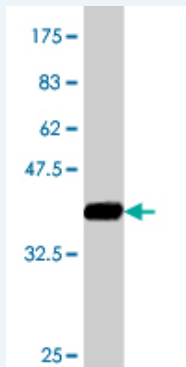
規格 : [ 100 ug ]

[List All](#)

### Specification

<b>Product Description:</b>	Mouse monoclonal antibody raised against a partial recombinant SPG3A.
<b>Immunogen:</b>	SPG3A (NP_056999, 1 a.a. ~ 100 a.a) partial recombinant protein with GST tag. MW of the GST tag alone is 26 KDa.
<b>Sequence:</b>	MAKNRRDRNSWGGFSEKTYEWSSEEEEPVKKAGPVQVLIVKDDHSFEL DETALNRILLSEAVRDKEVVAVSVAGAFRKGKSFLMDFMLRYMYNQESV DWV
<b>Host:</b>	Mouse
<b>Reactivity:</b>	Human, Rat
<b>Isotype:</b>	IgG1 Kappa

**Quality Control Testing:** Antibody Reactive Against Recombinant Protein.



Western Blot detection against Immunogen (36.74 KDa) .

**Storage Buffer:** In 1x PBS, pH 7.4

**Storage Instruction:** Store at -20°C or lower. Aliquot to avoid repeated freezing and thawing.

**MSDS:** [Download](#)

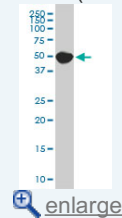
**Datasheet:** [Download](#)

### Applications

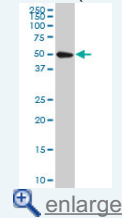
Western Blot (Cell lysate)

### Application Image

Western Blot (Cell lysate)

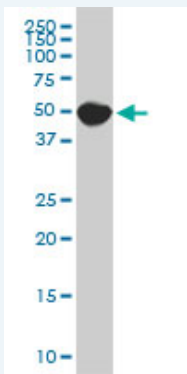


Western Blot (Cell lysate)



Western Blot (Recombinant protein)

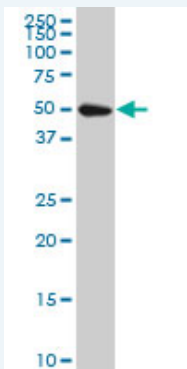
ELISA



SPG3A monoclonal antibody (M10), clone 1B11. Western Blot analysis of SPG3A expression in PC-12 ( Cat # L012V1 ).

 [Protocol Download](#)


#### Western Blot (Cell lysate)



SPG3A monoclonal antibody (M10), clone 1B11. Western Blot analysis of SPG3A expression in IMR-32 ( Cat # L008V1 ).

 [Protocol Download](#)

#### Western Blot (Recombinant protein)

 [Protocol Download](#)

#### ELISA

#### Gene Information

Entrez GeneID: [51062](#)

GeneBank [NM\\_015915](#)

Accession#:

Protein [NP\\_056999](#)

Accession#:

Gene Name: ATL1

Gene Alias: AD-FSP,FSP1,GBP3,SPG3,SPG3A,atlastin1

Gene atlastin GTPase 1

Description:

Omim ID: [182600](#), [606439](#)

Gene Ontology: [Hyperlink](#)

**Gene Summary:** The protein encoded by this gene is a GTPase and a Golgi body transmembrane protein. The encoded protein can form a homotetramer and has been shown to interact with spastin and with mitogen-activated protein kinase kinase kinase kinase 4. This protein may be involved in axonal maintenance as evidenced by the fact that defects in this gene are a cause of spastic paraplegia type 3. Three transcript variants

encoding two different isoforms have been found for this gene.  
[provided by RefSeq]

**Other Designations:** GTP-binding protein 3,atlastin-1,brain-specific GTP-binding protein,guanine nucleotide-binding protein 3,guanylate-binding protein 3

#### **Related Disease**

[Cerebral Hemorrhage](#) [Chronic Disease](#) [Disease Progression](#)  
[Genetic Predisposition to Disease](#) [Hypertension](#) [Intracranial Hemorrhages](#)  
[Kidney Diseases](#) [Multiple Sclerosis](#) [Spastic Paraplegia](#) [Hereditary Stroke](#)  
[Subarachnoid Hemorrhage](#)

[服務條款](#) | [隱私權政策](#) | [著作及商標](#) | [網站地圖](#)

©2016 亞諾法生技股份有限公司 Abnova Corporation. 版權所有.