

NSDHL purified MaxPab mouse polyclonal antibody (B01P) MaxPab®

Catalog # : H00050814-B01P

規格 : [50 ug]

[List All](#)

Specification

Product Description: Mouse polyclonal antibody raised against a full-length human NSDHL protein.

Immunogen: NSDHL (NP_057006.1, 1 a.a. ~ 373 a.a) full-length human protein.

Sequence:
 MEPAVSEPMRDQVARTHLTEDTPKVNADIEKVNQNAKRCTVIGGSGFL
 GQHMVEQLLARGYAVNVFDIQGGFDNPQVRFFLDLCSRQDLYPALKG
 VNTVFHCASPPSSNNKELFYRVNYIGTKNVIETCKEAGVQKLILTSSASVI
 FEGVDIKNGTEDLPYAMKPIDYYTETKILQERAVLGANDPEKNFLT TAIRP
 HGIFGPRDPQLVPILIEAARNGMKFVIGNGKNLVDFTFVENVVHGHILAAE
 QLSRDSTLGGKAFHITNDEPIPFWTFLSRILTGLNVEAPKYHIPYWWAYYL
 ALLLSLLVMVISPVILQPTFTPMRVALAGTFHYSCERAKKAMGYQPLV
 TMDDAMERTVQSFRHLRRVK

Host: Mouse

Reactivity: Human

Quality Control Testing: Antibody reactive against mammalian transfected lysate.

Storage Buffer: In 1x PBS, pH 7.4

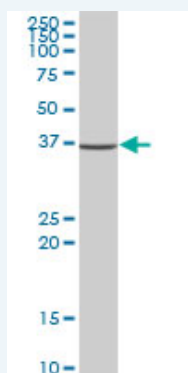
Storage Instruction: Store at -20°C or lower. Aliquot to avoid repeated freezing and thawing.

MSDS: [Download](#)

Datasheet: [Download](#)

Applications

Western Blot (Tissue lysate)



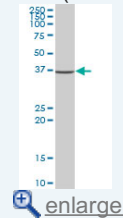
NSDHL MaxPab polyclonal antibody. Western Blot analysis of NSDHL expression in human liver.

[Protocol Download](#)

Western Blot (Transfected lysate)

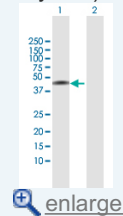
Application Image

Western Blot (Tissue lysate)

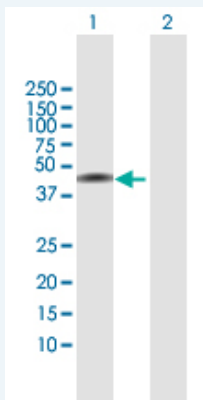


[enlarge](#)

Western Blot (Transfected lysate)




[enlarge](#)



Western Blot analysis of NSDHL expression in transfected 293T cell line ([H00050814-T01](#)) by NSDHL MaxPab polyclonal antibody.

Lane 1: NSDHL transfected lysate(41.03 KDa).
Lane 2: Non-transfected lysate.

 [Protocol Download](#)

Gene Information

Entrez GeneID: [50814](#)

GeneBank Accession#: [NM_015922.1](#)

Protein Accession#: [NP_057006.1](#)

Gene Name: NSDHL

Gene Alias: H105E3,SDR31E1,XAP104

Gene Description: NAD(P) dependent steroid dehydrogenase-like

Omim ID: [300275](#), [308050](#)

Gene Ontology: [Hyperlink](#)

Gene Summary: The protein encoded by this gene is localized in the endoplasmic reticulum and is involved in cholesterol biosynthesis. Mutations in this gene are associated with CHILD syndrome, which is a X-linked dominant disorder of lipid metabolism with disturbed cholesterol biosynthesis, and typically lethal in males. Alternatively spliced transcript variants with differing 5' UTR have been found for this gene. [provided by RefSeq]

Other Designations: OTTHUMP00000025902,short chain dehydrogenase/reductase family 31E, member 1,sterol-4-alpha-carboxylate 3-dehydrogenase, decarboxylating

Gene Pathway

[Biosynthesis of alkaloids derived from terpenoid and polyketide](#) [Metabolic pathways](#)
[Steroid biosynthesis](#)