

RAX monoclonal antibody (M05), clone 3G8

Catalog # : H00030062-M05

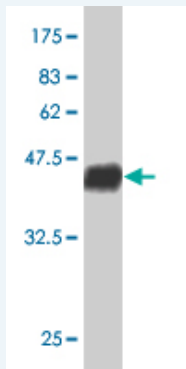
規格 : [100 ug]

[List All](#)

Specification

Product Description:	Mouse monoclonal antibody raised against a full length recombinant RAX
Immunogen:	RAX (NP_038463, 104 a.a. ~ 206 a.a) full length recombinant protein with GST tag. MW of the GST tag alone is 26 KDa.
Sequence:	KEPWEARPSPLPVGPATGEAKLSEEEQPKKKHRRNRTFTTYQLHEL ERAFEKSHYPDVYSREELAGKVNLPEVRVQVWFQNRRAKWRRQEKLEV SSMKLQD
Host:	Mouse
Reactivity:	Human
Isotype:	IgG2a Kappa

Quality Control Testing: Antibody Reactive Against Recombinant Protein.



Western Blot detection against Immunogen (37.33 KDa) .

Storage Buffer: In 1x PBS, pH 7.4

Storage Instruction: Store at -20°C or lower. Aliquot to avoid repeated freezing and thawing.

MSDS: [Download](#)

Datasheet: [Download](#)

Applications

Western Blot (Recombinant protein)

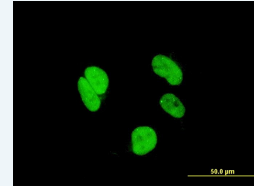
[Protocol Download](#)

Immunofluorescence

Application Image

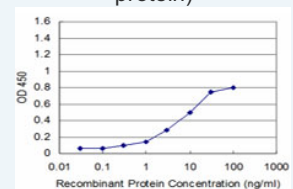
Western Blot (Recombinant protein)

Immunofluorescence



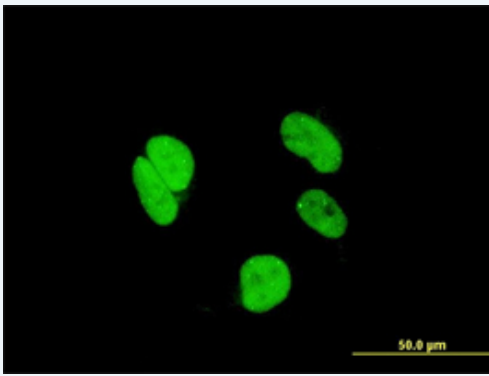
[enlarge](#)

Sandwich ELISA (Recombinant protein)



[enlarge](#)

ELISA

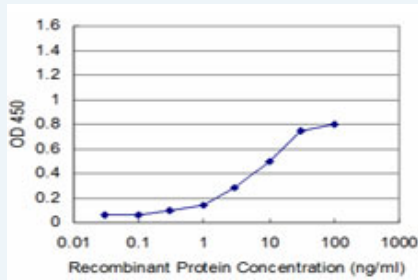


[enlarge this image](#)

Immunofluorescence of monoclonal antibody to RAX on HeLa cell . [antibody concentration 10 ug/ml]

[Protocol Download](#)

Sandwich ELISA (Recombinant protein)



Detection limit for recombinant GST tagged RAX is approximately 1ng/ml as a capture antibody.

[Protocol Download](#)

ELISA

Gene Information

Entrez GeneID: [30062](#)

GeneBank Accession#: [NM_013435](#)

Protein Accession#: [NP_038463](#)

Gene Name: RAX

Gene Alias: MCOP3,RX

Gene Description: retina and anterior neural fold homeobox

Omim ID: [601881](#)

Gene Ontology: [Hyperlink](#)

Gene Summary: Development of the vertebrate eye requires a series of steps including specification of the anterior neural plate, evagination of the optic vesicles from the ventral forebrain, and the cellular differentiation of the lens and retina. Homeobox-containing genes, including RAX, play a critical role in vertebrate and invertebrate eye formation (Mathers et al., 1997 [PubMed 9177348]).[supplied by OMIM]

Other Designations: retinal homeobox protein

Related Disease

[服務條款](#) | [隱私權政策](#) | [著作及商標](#) | [網站地圖](#)

©2016 亞諾法生技股份有限公司 Abnova Corporation. 版權所有.