

DNMT3L purified MaxPab mouse polyclonal antibody (B01P) MaxPab®

Catalog # : H00029947-B01P

規格 : [50 ug]

List All

Specification

Product Description:	Mouse polyclonal antibody raised against a full-length human DNMT3L protein.
Immunogen:	DNMT3L (AAH02560.1, 1 a.a. ~ 386 a.a) full-length human protein.
Sequence:	MAAIPALDPEAEPSMDVILVGSSELSSSVSPGTGRDLIAYEVKANQRNIEDI CICCGSLQVHTQHPLFEGGICAPCKDKFLDALFLYDDDGYSYCSICCS GETLLICGNPDCTRCYCFECVDSL VGPGTSGKVHAMSNNWCYLCLPSS RSGLLQRRRKWRSQKAFYDRESENPLEMFETVPVWRRQPVRVLSLFE DIKKELTS LGFLESGSDPGQLKHVVDVTDTVRKDVEEWGPFDLVYGATP PLGHTCDRPPSWYLFQFHRLQLYARPKPGSPGPFWMFVDNLVLNKED LDVASRFLEMEPV TIPDVHGGSLQNAVRVWSNIPAIRSRHWALVSEEELS LLAQNKQSSKLA AKWPTKLVKNCFLPLREYFKYFSTELTSSL
Host:	Mouse
Reactivity:	Human
Quality Control Testing:	Antibody reactive against mammalian transfected lysate.

Storage Buffer: In 1x PBS, pH 7.4

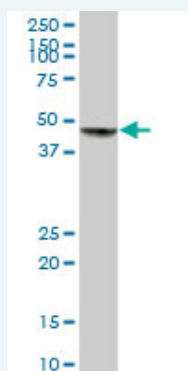
Storage Instruction: Store at -20°C or lower. Aliquot to avoid repeated freezing and thawing.

MSDS: [Download](#)

Datasheet: [Download](#)

Applications

Western Blot (Tissue lysate)



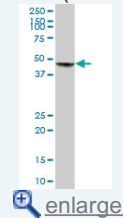
DNMT3L MaxPab polyclonal antibody. Western Blot analysis of DNMT3L expression in human pancreas.

[Protocol Download](#)

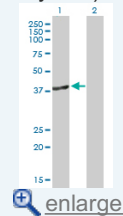
Western Blot (Transfected lysate)

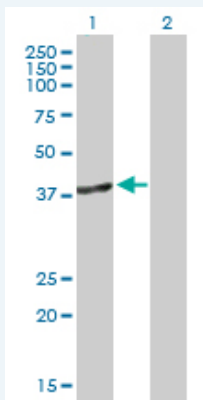
Application Image

Western Blot (Tissue lysate)



Western Blot (Transfected lysate)





Western Blot analysis of DNMT3L expression in transfected 293T cell line ([H00029947-T02](#)) by DNMT3L MaxPab polyclonal antibody.

Lane 1: DNMT3L transfected lysate(42.46 KDa).
Lane 2: Non-transfected lysate.

[Protocol Download](#)

Gene Information

Entrez GeneID: [29947](#)

GeneBank Accession#: [BC002560.2](#)

Protein Accession#: [AAH02560.1](#)

Gene Name: DNMT3L

Gene Alias: MGC1090

Gene Description: DNA (cytosine-5-)-methyltransferase 3-like

Omim ID: [606588](#)

Gene Ontology: [Hyperlink](#)

Gene Summary: CpG methylation is an epigenetic modification that is important for embryonic development, imprinting, and X-chromosome inactivation. Studies in mice have demonstrated that DNA methylation is required for mammalian development. This gene encodes a nuclear protein with similarity to DNA methyltransferases. This protein is not thought to function as a DNA methyltransferase as it does not contain the amino acid residues necessary for methyltransferase activity. However, this protein does stimulate de novo methylation by DNA cytosine methyltransferase 3 alpha and it is thought to be required for the establishment of maternal genomic imprints. This protein also mediates transcriptional repression through interaction with histone deacetylase 1. Alternative splicing results in two transcript variants. An additional splice variant has been described but its biological validity has not been determined. [provided by RefSeq]

Other Designations: cytosine-5-methyltransferase 3-like protein,human cytosine-5-methyltransferase 3-like protein

Gene Pathway

[Cysteine and methionine metabolism Metabolic pathways](#)

Related Disease

[Genetic Predisposition to Disease Neoplasms, Glandular and Epithelial Ovarian cancer Ovarian Neoplasms](#)

[服務條款](#) | [隱私權政策](#) | [著作及商標](#) | [網站地圖](#)

©2016 亞諾法生技股份有限公司 Abnova Corporation. 版權所有.